
2010



LOCAL CONTENT

NEW ZEALAND
TELEVISION


A large red rectangular area occupies the lower two-thirds of the page. A white outline of a stylized wave or feather shape is superimposed on the red background, starting from the bottom left and curving upwards towards the right.

SUPPORTING LOCAL CONTENT

2ND FLOOR
54-56 CAMBRIDGE TERRACE
PO BOX 9744
WELLINGTON 6141
NEW ZEALAND

INFO@NZONAIR.GOV.T.NZ
WWW.NZONAIR.GOV.T.NZ

TEL 04 382 9524
FAX 04 382 9546



CONTENTS

2010: At a Glance	02
Part 1: Executive Summary 2010	04
Part 2: 2010 Results: Total Hours by Channel	08
Part 3: Main Variations by Genre	18
Part 4: First-run Hours	22
Part 5: Prime Time Hours	32
Part 6: Repeat Hours	38
Part 7: Trends by Genre	40
Part 8: Freeview Channels: TVNZ 6 & 7	56
Appendix 1: Notes on Methodology	60
Appendix 2: 2010 Master Spreadsheet	62
Appendix 3: NZ On Air Funded Programmes 2010	66
Appendix 4: All local programmes screened 2010	70

2010: AT A GLANCE

10,881 hours

of local content screened on the six main free-to-air TV channels: **TV One, TV2, TV3, C4 (now FOUR), Māori Television and Prime.**

31.7%

of total hours were NZ programmes.

35%

of prime time hours (6pm-10pm) were NZ programmes.

Prime posted the biggest increase in local hours, due to increased sports coverage.

TV One & Māori TV screened the most hours.

More hours of sports, children's drama, information and Māori programmes.

20%

of total local content had NZ On Air Funding.

NZ On Air has changed the methodology of this report to **improve accuracy.**

21%

of first-run local content was supported by NZ On Air funding.



THE TOPP TWINS AND THE APO | TV3

PART 1: EXECUTIVE SUMMARY 2010



BACKGROUND

Since 1989 NZ On Air has been measuring local content on the main free-to-air (FTA) channels. Six years ago Prime TV joined TV One, TV2, and TV3 and five years ago Māori Television and C4 were added to the line up.

This year we have updated our methodology, which causes some year-on-year fluctuations. We are now using electronic Nielsen data, rather than an in-house manual recording system. Nielsen's data records changes to advertised programming, and actual rather than estimated running times. This generally means a decrease in total hours. In addition there are some changes to the category (genre) to which a programme title might be assigned.

Comparisons to previous year's data should therefore be made with caution. However the gains in accuracy will improve this report in years to come.

In 1989 there were 2,804 hours of local programming. 21 years later, with six nationwide channels screening local programmes, total hours were 10,881 compared with 11,418 hours in 2009. This is a decrease of 537 hours, a smaller decrease than might have been expected as the impact of global recession on the NZ economy continues.

It is important to note that the figures in this report are for mainstream, free-to-air channels only. On Freeview the channels TVNZ6, TVNZ7, C42, Stratos, Parliament TV, Cue, Te Reo and Shine TV all screen locally made programmes which add more hours of local content. Still more hours screen on pay television. With the increase in channels it is not feasible to measure all local content.

This survey provides a useful measure of trends over time on the six main channels.

Where there are only small changes from this year's figures to previous years, it is more likely to be caused by the methodology change than being a significant trend.

2010 KEY TRENDS

- Local content comprised 35% of prime time schedules (39% in 2009; 42% in 2008; 42.5% in 2007; 43% in 2006).
- The overall percentage of local content dipped to 31.7% of the schedule (from 33.7% in 2009).
- Local content hours decreased by 537 hours to 10,881 hours, down 4.9%.
- TV One screened the most local content, with 3,405 hours.
- Māori Television screened the second highest number of hours with 2,604 hours.
- **First-run hours**, representing new series or programmes, decreased by 3% to 8,221 hours (there was a 5% decrease in 2009), due to decreases in the Children's, Drama/Comedy, Entertainment, and News/Current Affairs genres. There were increases in Children's Drama, Documentary, Information, Māori programmes and Sports.

FIG 1 TOTAL LOCAL CONTENT HOURS BY CHANNEL (6AM – MIDNIGHT)

	2010	2009
TV One	3,405	3,812
Māori TV	2,604	2,544
TV3	1,879	2,114
Prime	1,073	846
TV2	1,015	1,129
C4	904	975

- News/Current Affairs first-run hours were down 500 hours from 2009, mainly due to the cancellation of *Sunrise* and *ASB Breakfast*. It was nonetheless a heavy news year with extended programming covering the Pike River and Canterbury earthquake disasters.
- **Repeat** screenings comprised 2,658 hours (2,920 hours in 2009), accounting for 24% of local content programming (26% in 2009). Māori Television screened the highest number of repeats. Programmes that screen first on another channel, e.g. *Tagata Pasifika* on TV One, are regarded as a repeated programme on Māori Television.

FIG 2 FIRST-RUN LOCAL CONTENT HOURS BY CHANNEL (6AM – MIDNIGHT)

	2010	2009
TV One	3,049	3,232
Māori TV	1,634	1,926
TV3	1,297	1,062
Prime	882	664
TV2	825	930
C4	535	683

- **Prime time** local content decreased to 3,071 hours (3,430 hours in 2009). This was mainly due to decreases on C4 and TV One. C4's decrease was due to a change in methodology around their broadcast of local music videos.
- Māori Television again screened the most local content in **prime time** with 1,200 hours, representing 82% of the prime time schedule. This is an increase of 414 hours over the 2009 figures.
- **Total hours** of Information, Sports and Māori programmes for a general audience increased.
- There were decreases in hours of Drama/Comedy, Children's programmes, Documentaries, Entertainment and News/ Current Affairs.

FIG 3 PERCENTAGES OF TOTAL LOCAL CONTENT HOURS BY CHANNEL (6AM – MIDNIGHT)

	2010	2009	2008	2007	2006	2005	2004
TV One	52%	58%	60%	57%	53%	54%	52%
TV2	15%	17%	17%	18%	20%	23%	24%
TV3	29%	32%	30%	24%	19%	21%	22%
Prime	16%	13%	12%	12%	13%	9%	Not measured
C4*	18%	22%	25%	23%	22%	Not measured	
Māori*	84%	82%	84%	80%	75%	Not measured	

*Not broadcasting for the full 18 hours a day.

NZ ON AIR FUNDING

NZ On Air funding is generally allocated between high cost and high risk programmes and lower cost special interest programming. Therefore our total funding supports only a small portion of local content screened in New Zealand.

In 2010 NZ On Air funds contributed to:

- 20% of total local content (20% in 2009)
- 21% of first-run programmes (19% in 2009)
- 10% of local content screening in prime time

Each year NZ On Air invests around \$80 million in free-to-air television programmes to purchase around 800 hours of local content: from dramas such as *Go Girls*, *Outrageous Fortune* and *This is Not My Life* to special interest series such as *Asia Downunder*, *Attitude*, *Open Door* and *Tagata Pasifika*.

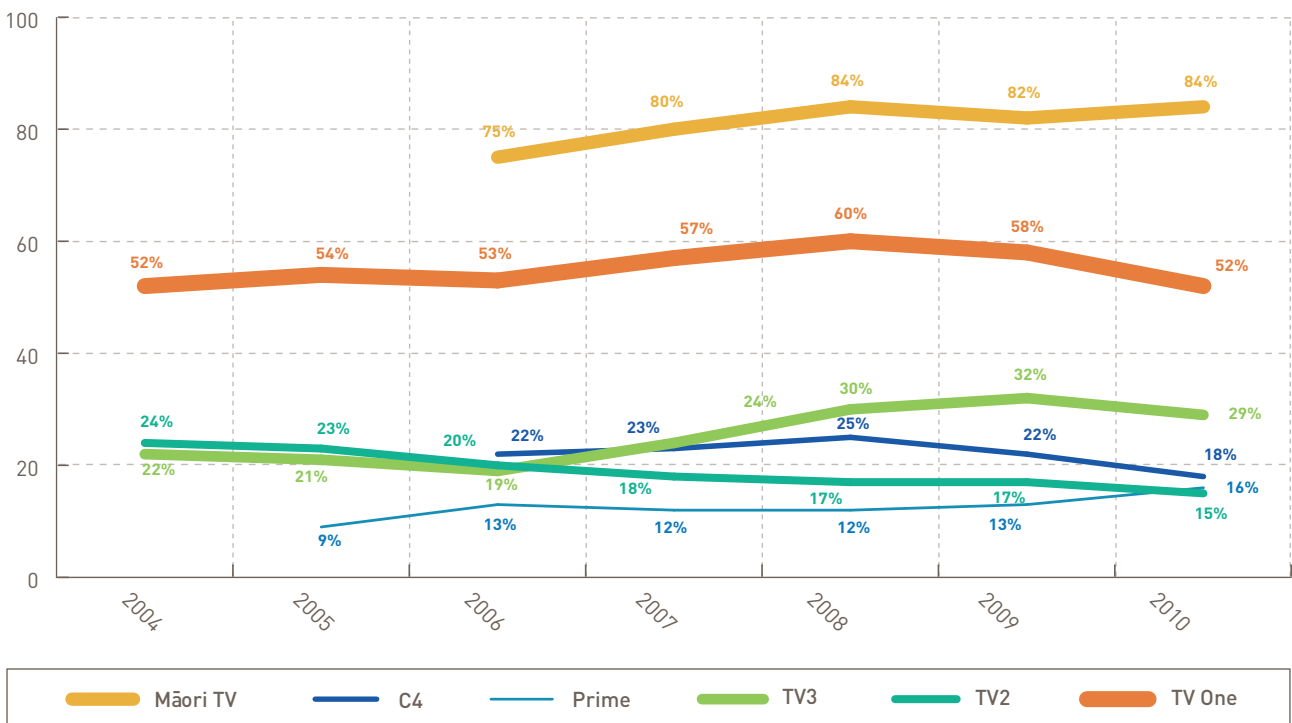
NZ On Air also invests in Children's programmes including *Zip and Mac*, *The Erin Simpson Show*; in Children's Drama such as *The Amazing Extraordinary Friends* and *Paradise Cafe*; Comedy programmes including *7 Days*; and Documentary programmes including *50 Years of New Zealand Television*.



PART 2: 2010 RESULTS – TOTAL HOURS BY CHANNEL



FIG 4 PERCENTAGES OF TOTAL LOCAL CONTENT HOURS BY CHANNEL (6AM – MIDNIGHT)



This survey uses the 18 hour clock (6am - midnight).¹

10,881 hours of local content accounted for 31.7% of the total 6am - midnight broadcast hours across the six channels in 2010 (11,418 hours and 33.7% in 2009).

¹ This 18 hour clock was introduced in the 2003 report in order to allow for more meaningful comparisons with other countries, notably Australia which has a local content quota on the 6am to midnight schedule.

FIG 5 TV ONE LOCAL CONTENT HOURS 2010

CATEGORY	OFF PEAK	PRIME	1ST RUN	REPEAT	TOTAL
Children's					0
Children's Drama					0
Documentaries	174.01	81.77	121.89	133.89	255.78
Drama/Comedy	1.62	19.39	19.26	1.75	21.01
Entertainment	34.01	15.13	26.39	22.75	49.14
Information	917.55	66.38	832.27	151.66	983.93
Māori Programmes	236.42	3	207.01	32.41	239.42
News/Current Affairs	1122.26	467.33	1576.09	13.5	1589.59
Sports	254.88	11.64	266.52		266.52
Total NZ Broadcast time	2740.75	664.64	3049.43	355.96	3405.39
Total Broadcast time	5100	1460	6570	6570	6570
NZ Content % of Total	53.64%	45.52%	46.41%	5.42%	51.83%

Results by channel follow:

TV ONE

- TV One screens more local content than any other channel, largely due to its News/Current Affairs and Information outputs.
- Total local content hours were 3,405 hours (3,812 hours in 2009).
- Local content filled 52% of the 6am - midnight schedule (58% in 2009).
- 46% of prime time comprises locally made programming.
- First-run (new programming) decreased to 3,049 hours in 2010 (3,232 hours in 2009).

FIG 6 TV2 LOCAL CONTENT HOURS 2010

CATEGORY	OFF PEAK	PRIME	1ST RUN	REPEAT	TOTAL
Children's	371.52		214.64	156.88	371.52
Children's Drama	35.38		19.5	15.88	35.38
Documentaries		4.5	4.5		4.5
Drama/Comedy	251.52	140	162.13	229.39	391.52
Entertainment	28	10.13	16.12	22.01	38.13
Information	30.77	59.76	62.26	28.27	90.53
Māori Programmes	73.52		45.39	28.13	73.52
News/Current Affairs		10.35	10.35		10.35
Sports					0
Total NZ Broadcast time	790.71	224.74	534.89	480.56	1015.45
Total Broadcast time	5110	1460	6570	6570	6570
NZ Content % of Total	15.47%	15.39%	8.14%	7.31%	15.46%

TV2

- TV2's local content hours were 1,015 hours (1,129 hours in 2009).
- Much of this decrease is due to a more accurate account of local children's television hours.
- Local content made up 15.5% of the 6am to midnight schedule (17% in 2009).
- 15% of TV2's prime time programming comprised local content.
- First-run hours decreased to 535 hours (683 hours in 2009).

FIG 7 TV3 LOCAL CONTENT HOURS 2010

CATEGORY	OFF PEAK	PRIME	1ST RUN	REPEAT	TOTAL
Children's	134.51		134.51		134.51
Children's Drama					0
Documentaries	18.02	11	12.14	16.88	29.02
Drama/Comedy	7	37.64	37.39	7.25	44.64
Entertainment	24.76	22.51	41.39	5.88	47.27
Information	185.8	93	206.64	72.16	278.8
Māori Programmes	44.77		43.89	0.88	44.77
News/Current Affairs	590.39	476.34	941.84	124.89	1066.73
Sports	233.66		215.91	17.75	233.66
Total NZ Broadcast time	1238.91	640.49	1633.71	245.69	1879.4
Total Broadcast time	5110	1460	6570	6570	6570
NZ Content % of Total	24.24%	43.87%	24.87%	3.74%	28.61%

TV3

- TV3 local content hours were 1,879 hours, a decrease of 234 hours (2,114 hours in 2009).
- Local content comprised 29% of the 6am - midnight schedule (32% in 2009).
- 44% of prime time scheduling consists of locally made programming (the same as in 2009).
- First-run local programming decreased to 1,634 hours mainly due to decreases in News/Current Affairs and Children's (1,926 hours in 2009).

FIG 8 PRIME TV LOCAL CONTENT HOURS 2010

CATEGORY	OFF PEAK	PRIME	1ST RUN	REPEAT	TOTAL
Children's					0
Children's Drama					0
Documentaries	4.63	30	19.63	15	34.63
Drama/Comedy		5.63	3.63		5.63
Entertainment	6.76	10.5	11	6.26	17.26
Information	86.38	26.76	79.63	33.51	113.14
Māori Programmes					0
News/Current Affairs	172.76	12	173.13	11.63	184.76
Sports	518.86	198.41	594.64	122.63	717.27
Total NZ Broadcast time	789.39	283.3	881.66	189.03	1072.69
Total Broadcast time	5100	1460	6570	6570	6570
NZ Content % of Total	15.45%	19.4%	13.42%	2.88%	16.33%

PRIME

- Total hours rose by 227 hours to 1,073 hours (846 hours in 2009).
- Local content was 16% of the schedule (13% in 2009).
- First-run programming increased to 882 hours (664 hours in 2009).
- Prime screened more Sports hours than any other free-to-air channel, clocking up 717 hours, including the Commonwealth Games coverage. This was 112 hours more than in the previous year, including an extra 135 first-run hours.

FIG 9 C4 LOCAL CONTENT HOURS 2010

CATEGORY	OFF PEAK	PRIME	1ST RUN	REPEAT	TOTAL
Children's					0
Children's Drama					0
Documentaries	6.38	2.38	7.88	0.88	8.76
Drama/Comedy	3	8	3	8	11
Entertainment	837.08	30.16	810.74	56.5	867.24
Information		17.26	2.88	14.38	17.26
Māori Programmes					0
News/Current Affairs					0
Sports					0
Total NZ Broadcast time	846.46	57.8	824.5	79.76	904.26
Total Broadcast time	3441	1460	4901	4901	4901
NZ Content % of Total	24.60%	3.96%	16.82%	1.62%	18.45%

C4

- C4 broadcast 904 hours, a decrease of 71 hours (975 hours in 2009).
- In calculating local content hours on C4 an allowance of two hours per day is made for local music videos.
- C4's first-run local content was 825 hours, a decrease of 105 hours. (C4's free-to-air VHF schedule is the only platform we measure, it broadcasts 112 hours a week. C4 also transmits via a digital signal on Sky and Freeview with extended hours not measured in this survey.)

FIG 10 MĀORI TELEVISION LOCAL CONTENT HOURS 2010

CATEGORY	OFF PEAK	PRIME	1ST RUN	REPEAT	TOTAL
Children's	310.89	33.51	57.39	287.01	344.4
Children's Drama					0
Documentaries	124.9	235.01	198.18	161.73	359.91
Drama/Comedy	21.26	21.39	21.89	20.76	42.65
Entertainment	83.27	175.89	144.64	114.52	259.16
Information	362.26	334.26	367.14	329.38	696.52
Māori Programmes					0
News/Current Affairs	235.26	218.26	252.26	201.26	453.52
Sports	266.41	181.26	255.27	192.4	447.67
Total NZ Broadcast time	1404.25	1199.58	1296.77	1307.06	2603.83
Total Broadcast time	1658.1	1460	3118.1	3118.1	3118.1
NZ Content % of Total	84.69%	82.16%	41.59%	41.92%	83.51%

MĀORI TELEVISION

- Māori Television has an average broadcast period of approx 8.5 hours per day. Total local content measured 2,604 hours, 60 more hours over 2009.
- Local content total hours were 84% of the schedule (82% in 2009).
- 82% of prime time viewing on Māori Television is represented by local content (54% in 2009).
- First-run programming increased by 235 hours. All genres showed an increase in first-run hours except News/Current Affairs (down 5 hours from 2009) and Children's down 59 hours from 2009.

(There is no specific genre for Māori Programmes on Māori Television. Programmes categorised as Māori Programmes on other channels are spread across the genres on Māori Television.)



CANVASSING THE TREATY | MĀORI TELEVISION

FIG 11 TOTAL NZ HOURS

24 hour clock measured from 1989 to 2003. 18 hour clock since 2003. Prime TV added 2005. C4 and Māori Television added 2006.

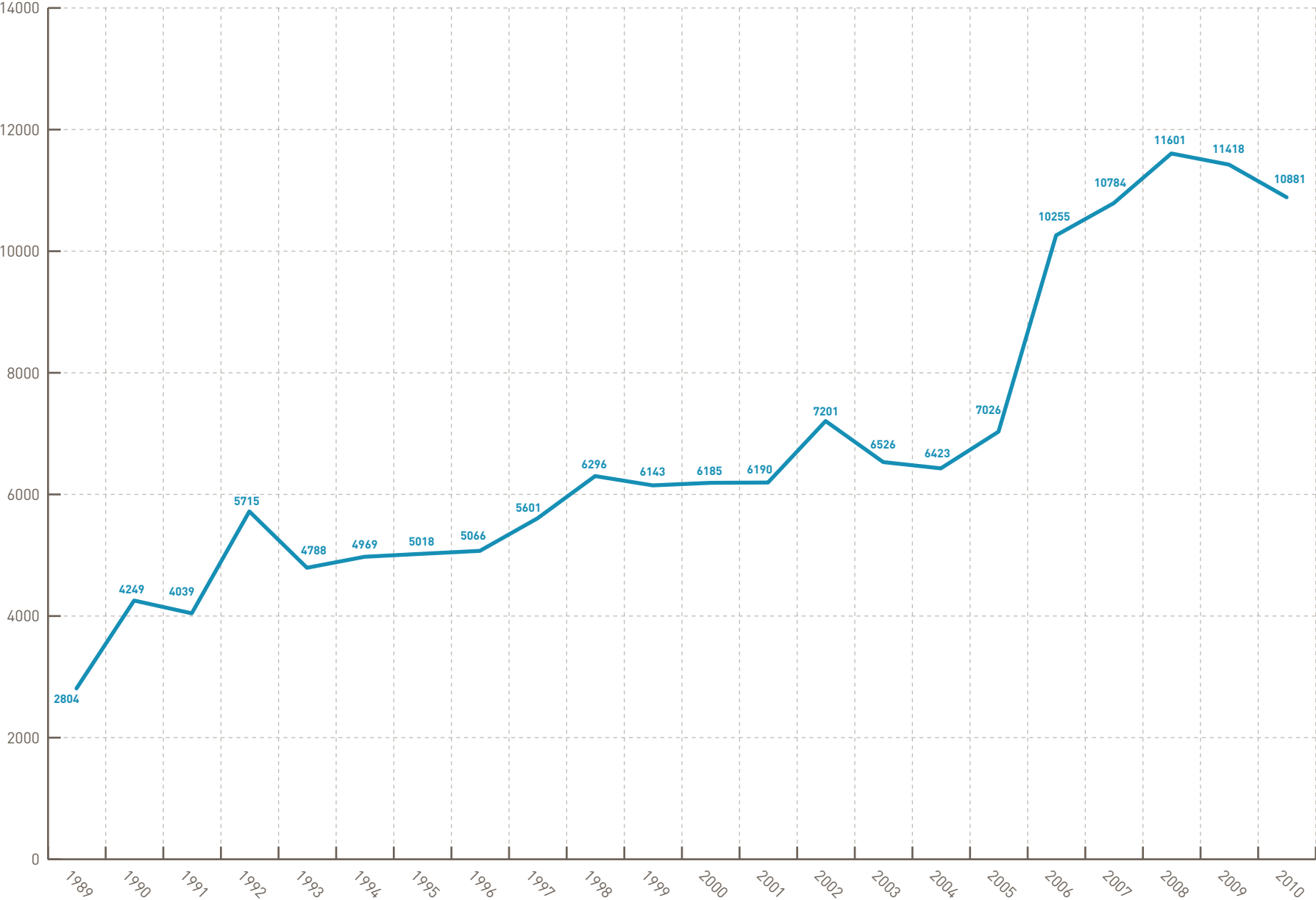
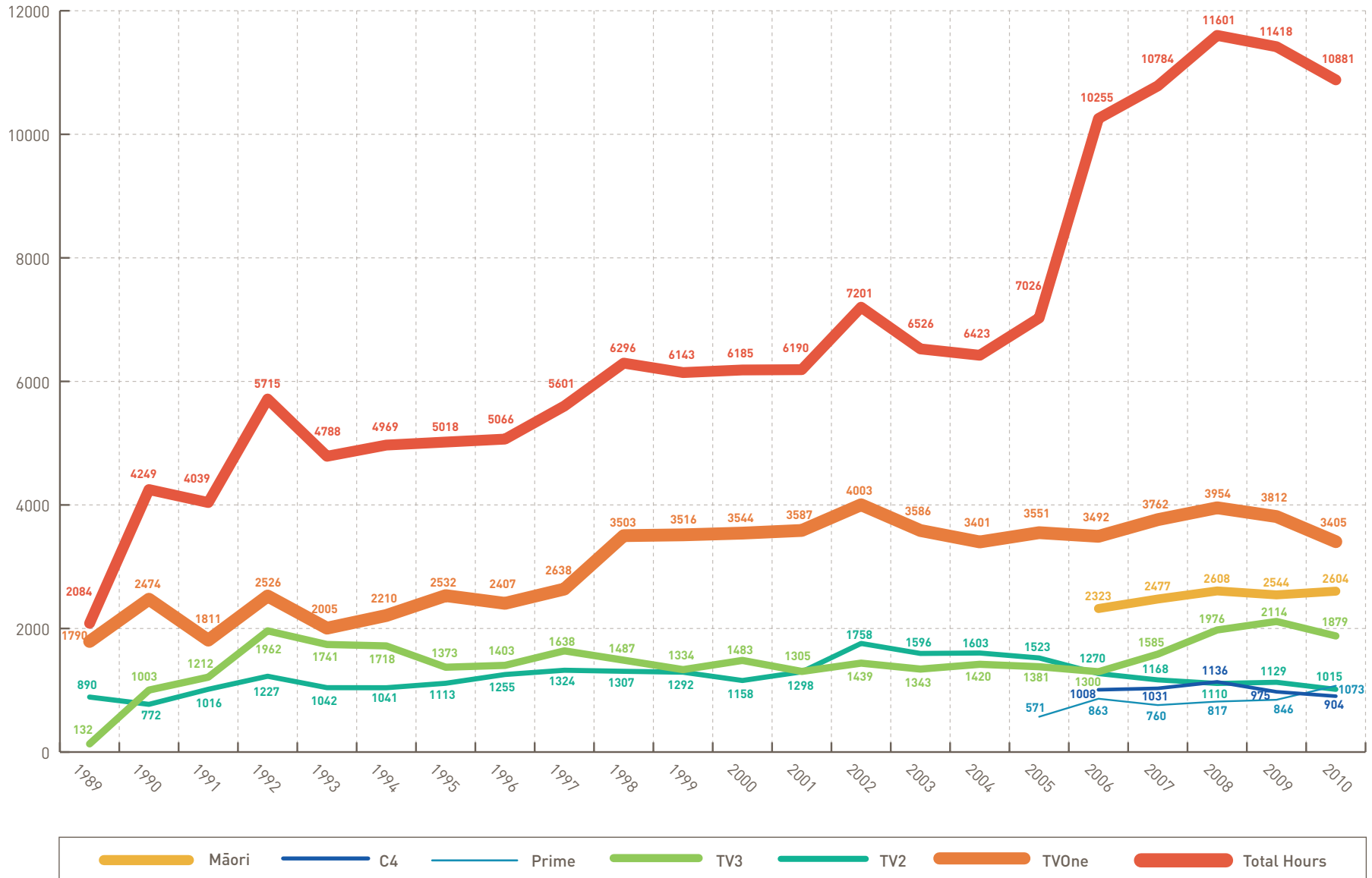


FIG 12 TOTAL NZ LOCAL CONTENT HOURS BY CHANNEL

24 hour clock measured from 1989 to 2003. 18 hour clock since 2003. Prime TV added 2005. C4 and Māori Television added 2006.



PART 3: MAIN VARIATIONS BY GENRE



In previous years NZ On Air itself has allocated programmes into nine genres (categories). This year's change of methodology means genre classification will vary slightly as the classification is done by the broadcaster and supplied to Nielsen. Again, results should be interpreted with caution.

In 2010, genres showing increased hours were Māori Programmes, Sports, Children's Drama, and Information.

FIG 13 TOTAL NZ HOURS BY GENRE

	2010	2009	2008
Children's	850	1043	1035
Children's Drama	35	24	12
Documentaries	693	741	691
Drama/Comedy	516	600	711
Entertainment	1278	1573	1808
Information	2180	1742	1708
Māori Programmes	358	333	223
News/Current Affairs	3305	3750	3660
Sports	1665	1613	1754
Total	10,881	11,418	11,601

Decreases were seen in the total hours of Entertainment, Drama/Comedy, Children's, Documentaries and News/Current Affairs.

TOTAL HOURS

- **Children’s** programming decreased by 193 hours to 850 hours in 2010 (1,043 hours in 2009). This is largely due to a more precise recording of local content broadcast time than in previous years.
- **Children’s Drama** hours increased from 24 to 35 hours.
- **News/Current Affairs** hours totalled 3,305 hours across five of the six channels (3,750 in 2009). Much of the 445 hours decrease in total hours is due to the cancelling of TV3’s morning shows *Sunrise* and *ASB Business* in April.
- TV3 showed the biggest decrease with 285 hours; TV One decreased by 127 hours and Māori Television recorded a 33 hour decrease. TV One continues to screen the most News /Current Affairs with 1,590 hours. Prime increased by 2 hours.
- **Documentary** decreased to 693 hours.
- **Drama/Comedy** hours were down to 516 hours (600 hours in 2009, 711 hours in 2008 and 816 hours in 2007).
- **Entertainment** programming dropped significantly to 1,278 hours (from 1,573 hours in 2009). The decreases were on TV One, Māori Television, C4, TV2 and TV3 with 84, 78, 73, 31 and 31 fewer hours respectively.
- **Information** continues to be the genre with the most local content hours after News/Current Affairs. The total increased by 438 hours in 2010 to 2,180 hours. All channels recorded increases in this genre, with TV3 showing the largest boost with 133 more hours

to 279 hours (146 hours in 2009). Information also includes some shows previously designated News/Current Affairs (in particular *Q+A* is designated as Information by the broadcaster)

- **Māori programming** for general audiences (excluding Māori Television) increased to 358 hours in 2010 (333 hours in 2009). TV2 increased its total by 29 hours to 74 hours, due to repeats. TV One increased by 7 hours to 239 hours (despite a decrease in repeated programming) and TV3 decreased its hours by 11 to 47 hours. Prime and C4 have no Māori programming.
- **Sports** hours increased to 1,665 (1,613 hours in 2009). This was largely due to Prime (112 more hours than 2009) and TV3 (83 more hours than 2009). These increases were offset by TV One’s decrease of 189 hours.

The change in methodology for genre allocation has had a particular effect on the Documentary and Information genres, with Documentary going down and Information going up. This is partly due to series previously designated Documentary now being designated Information.

FIG 14 TOTAL NZ HOURS BY GENRE

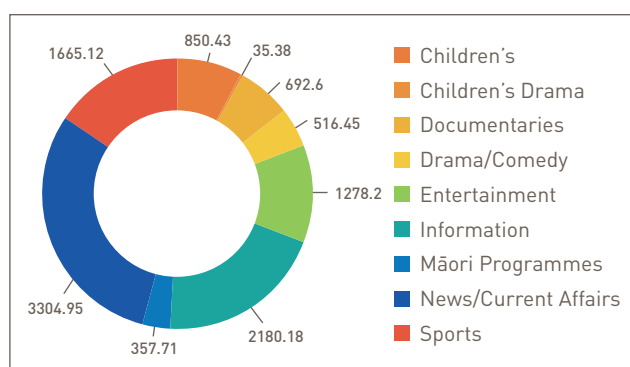
	24 HOUR CLOCK			18 HOUR CLOCK							
	2000	2001	2002	2003	2004	2005	2006	2007	2008	2009	2010
Drama/Comedy	386	363	447	372	401	420	631	816	711	600	516
Children's Drama	6	14.5	0	24	24	14	29	19	12	24	35
Children's	591	488	583	664	524	486	785	837	1035	1043	850
Documentaries	242	260	349	355	414	536	644	621	691	741	693
Information	1041	1272	1322	1232	1076	1029	1505	1919	1708	1742	2180
Entertainment	433	532	703	532	578	740	1721	1621	1808	1573	1278
Māori	371	396	387	363	356	346	447	308	223	333	358
News/Current Affairs	1876	2073	2111	2058	2160	2555	2782	2961	3600	3750	3305
Sports	1239	791	1299	926	889	901	1702	1681	1754	1613	1665
Total NZ Content	6185	6190	7201	6526	6423	7026	10255	10784	11600	11418	10881
% of Schedule	23.5%	23.5%	27.4%	33%	32.6%	26.3%	30.3%	31.8%	34.2%	33.7%	31.7%
Total Prime Time	1602	1629	1732	1841	1860	2072	3797	3726	3701	3436	3071
% of Schedule	36.5%	37.2%	39.5%	42%	42.3%	35.4%	43.3%	42.5%	42.1%	39.5%	35%

Notes

1. The figures are for the six free-to-air channels.
Prime was added in 2005, Māori Television and C4 in 2006
2. All figures have been rounded
3. Total prime time hours, four hours a day between 6pm – midnight for the six channels in 2010, were 8,760 hours.



FIG 15 TOTAL HOURS 2010 (18 HOUR) BY GENRE



PART 4: FIRST-RUN HOURS



FIG 16 TOTAL FIRST-RUN HOURS BY YEAR

18 HOUR CLOCK								24 HOUR CLOCK		
2010	2009	2008	2007	2006	2005	2004	2003	2002	2001	2000
8,221	8,498	8,936	8,225	7,899	5,698	5,231	5,171	5,748	5,151	5,182

First-run hours are a significant indicator of the health and the amount of new investment in New Zealand programming in any particular year. First-run hours include programmes screened in prime time (peak) and off peak slots.

First-run hours decreased by 3% to 8,221 hours (there was a 5% decrease in 2009).

Increases in 2010 first-run hours were achieved by:

- Māori Television which increased by 235 hours to 1,297 hours.

- Prime which increased by 218 hours to a new high of 882 hours.

Decreases in 2010 first-run hours were experienced by:

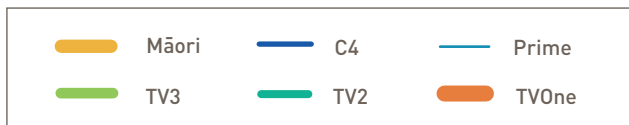
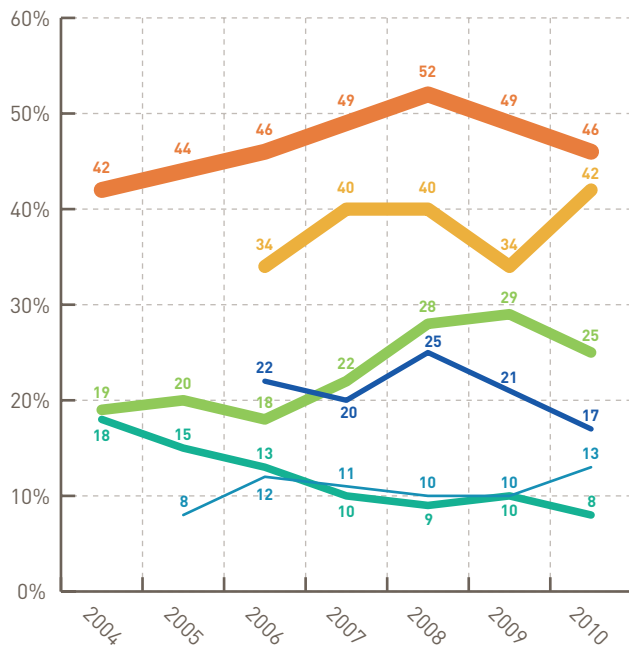
- TV3 which decreased by 292 hours to a total of 1,634 hours.
- TV One which decreased by 183 hours to 3,049 hours.
- TV2 which decreased by 148 hours to 535 hours.
- C4 which decreased by 105 hours to 825 hours.

FIG 17 FIRST-RUN PERCENTAGES BY CHANNEL (6AM – MIDNIGHT)*

	2010	2009	2008	2007	2006	2005	2004
TV One	46%	49%	52%	49%	46%	44%	42%
TV2	8%	10%	9%	10%	13%	15%	18%
TV3	25%	29%	28%	22%	18%	20%	19%
Prime	13%	10%	10%	11%	12%	8%	Not measured
C4	17%	21%	25%	20%	22%	Not measured	
Māori Television	42%	34%	40%	40%	34%	Not measured	

* See figures 18, 19 and 20 for more genre and channel detail.

FIG 18 FIRST-RUN PERCENTAGES BY CHANNEL (6AM – MIDNIGHT)



News and Current Affairs programmes have a high quantitative effect. If these hours are excluded, a more representative picture of trends in other genres is revealed.

EXCLUDING NEWS/CURRENT AFFAIRS:

- TV One screened 22% first-run local content (24% in 2009).
- TV2 screened 8% first-run local content (10% in 2009).
- TV3 screened 11% first-run local content (9% in 2009).
- Prime screened 11% first-run local content (7% in 2009).
- C4 screened 17% first-run local content (21% in 2009).
- Māori Television screened 34% first-run local content (26% in 2009).

FIRST-RUN CHANGES TO NOTE IN 2010

The increases in first-run hours were offset by decreases in three main genres: News/Current Affairs by 500 hours, Entertainment hours were down by 158 hours, and Children’s hours decreased 180 hours.

FIG 19 FIRST-RUN HOURS (PEAK & OFF PEAK)

	2010	2009	2008
Children's	407	587	524
Children's Drama	20	7	4
Documentaries	364	318	302
Drama/Comedy	247	251	245
Entertainment	1050	1208	1511
Information	1551	1186	1386
Māori Programmes	296	267	191
News/Current Affairs	2954	3454	3364
Sports	1332	1221	1410
Total: 2009	8,223	8,498	8936

- **Children's** first-run programming decreased to 407 hours. This was largely due to new methodology recording the actual transmitted length for each show, and not including foreign content within NZ made magazine shows. TV2 screened the most first-run hours.
 - **Documentary** first-run hours were up by 46 to 364 hours. Māori Television screened the most first-run hours.
 - **Drama/Comedy** dropped by 4 hours to 247 hours in 2010. TV2 screened the most first-run hours, due to the long-running serial *Shortland Street*.
 - **Entertainment** has continued to be variable: down in 2007, up in 2008, down in 2009 and down again in 2010 by 158 hours to a total of 1,050 hours. C4 screened the most first-run hours, mainly comprising music videos.
 - **Information** first-run hours showed a large increase: 1,551 in 2010 (1,186 in 2009; 1,386 in 2008 and 1,474 in 2007). TV One screened the most first-run hours.
 - **Māori Programmes** for general audiences showed a 29 hour increase. (We do not record this category for Māori Television: 'Māori programmes' on Māori Television are distributed across all the genres.) TV One screened the most first-run hours.
 - First-run **News/Current Affairs** hours decreased by 500 hours to 2,954 hours. The main decrease was on TV3 due to the axing of Breakfast television from April. TV One screened the most first-run hours.
 - **Sports** hours increased by 111 hours. Prime screened the most first-run hours, mainly due to the Commonwealth Games coverage.
- NZ On Air's contribution to total first-run local content hours was 21% (19% in 2009).

FIG 20 FIRST-RUN HOURS (PEAK AND OFF PEAK) FOR SIX CHANNELS (18 HOUR)

	Drama Comedy	Children	Children's Drama	Doco	Ent	Inf	Māori	C/A News	Sports	Total
2010	247	407	20	364	1050	1551	296	2954	1332	8221
2009	251	587	7	318	1208	1186	267	3454	1221	8498
2008	245	524	4	302	1511	1386	191	3364	1410	8936
2007	351	529	9	299	1474	1271	236	2641	1415	8225
2006	251	476	22	374	1069	1431	273	2502	1502	7899
2005	230	371	13	313	715	629	228	2362	838	5698
2004	175	296	13	227	866	470	237	2073	874	8745
2003	217	398	13	190	920	419	231	1945	838	5171

FIG 21 FIRST-RUN HOURS (PEAK AND OFF PEAK) BY CHANNEL

	TV One	Drama/ Comedy	Children's Drama	Children's Drama	Documentary	Information	Entertainment	Māori	News/ Current Affairs	Sports	Total
18h	2010	19	0	0	122	832	26	207	1576	267	3049
	2009	28	0	0	127	819	67	170	1653	368	3232
	2008	31	0	0	102	816	151	125	1656	545	3427
	2007	62	0	0	116	881	70	178	1452	482	3240
	2006	33	0	0	141	640	50	150	1442	541	2997
	2005	23	0	0	197	593	193	155	1465	258	2887
	2004	22	0	0	147	618	147	154	1409	308	2805
	2003	34	0	0	116	649	76	154	1344	459	2832
24h	2002	35	0	0	87	685	54	190	1439	750	3240
	2001	21	0	0	103	832	70	182	1142	423	3071
	2000	5	0	0	91	793	77	163	1347	759	3235
	1999	25	0	0	121	670	74	144	1324	758	3116

	TV2	Drama/ Comedy	Children's Drama	Children's	Documentary	Information	Entertainment	Māori	News/ Current Affairs	Sports	Total
18h	2010	162	20	215	5	62	16	45	10	0	535
	2009	155	7	313	41	27	49	45	11	36	683
	2008	146	4	251	60	71	38	24	13	18	622
	2007	140	9	314	78	30	71	20	15	14	689
	2006	142	15	359	110	50	80	21	12	86	875
	2005	159	13	250	62	81	329	23	12	83	1012
	2004	149	9	213	56	173	294	42	124	122	1182
	2003	157	7	263	45	185	291	44	65	152	1206
24h	2002	153	0	250	33	189	506	47	19	69	1267
	2001	157	1	294	56	61	291	47	8	21	934
	2000	167	0	271	37	43	205	47	11	20	801
	1999	145	0	255	48	30	290	48	4	71	889

	TV3	Drama/ Comedy	Children's Drama	Children's	Documentary	Information	Entertainment	Māori	News/ Current Affairs	Sports	Total
18h	2010	37	0	135	12	207	41	44	942	216	1634
	2009	45	0	157	47	75	50	53	1351	150	1926
	2008	34	0	154	58	98	71	43	1241	148	1846
	2007	39	0	122	54	86	113	38	765	201	1416
	2006	25	7	110	30	63	115	55	632	156	1193
	2005	28	0	118	45	36	103	51	625	295	1300
	2004	4	4	83	24	75	29	41	540	444	1244
	2003	26	7	136	30	87	52	34	536	227	1135
24h	2002	59	0	64	45	89	45	59	556	338	1242
	2001	28	7	14	38	98	30	67	542	322	1145
	2000	10	0	37	40	57	31	47	518	409	1149
	1999	10	0	43	61	43	55	3	507	103	825

	Prime	Drama/ Comedy	Children's Drama	Children's	Documentary	Information	Entertainment	Māori	News/ Current Affairs	Sports	Total
18h	2010	4	0	0	20	80	11	0	173	595	882
	2009	0	0	0	6	15	1	0	183	460	664
	2008	4	0	0	4	23	13	0	195	447	685
	2007	7	0	0	9	51	24	0	183	466	739
	2006	0	0	0	0	16	7	0	222	539	784
	2005	20	0	0	10	5	3	0	260	203	500

	C4	Drama/ Comedy	Children's Drama	Children's	Documentary	Information	Entertainment	Māori	News/ Current Affairs	Sports	Total
18h	2010	3	0	0	8	3	811	0	0	0	825
	2009	6	0	0	7	0	914	0	0	3	930
	2008	13		2	6	0	1093	0	0	1	1113
	2007	4	0	0	1	6	898	0	0	0	908
	2006	0	0	0	0	7	984	0	0	2	993

	Māori TV	Drama/ Comedy	Children's Drama	Children's	Documentary	Information	Entertainment	Māori	News/ Current Affairs	Sports	Total
18h	2010	22	0	57	198	367	145	0	252	255	1297
	2009	18	0	117	90	250	128	0	257	205	1062
	2008	18	0	118	74	379	145	0	258	252	1243
	2007	100	0	94	43	421	96	0	229	252	1233
	2006	50	0	7	93	292	194	48	194	179	1057

Details on first-run local content for each channel follow:

TV ONE

- First-run local content hours decreased by 183 hours to 3,049 hours (3,232 hours in 2009). Five of the seven genres saw drops in first-run hours.
- First-run local content represents 46% of TV One's schedule (6am - midnight).
- The greatest increase in first-run hours was for Māori programmes. The total increased by 37 hours to 207 hours, due to the increased length of *Te Karere*, along with the prime time broadcast of *One Land*, a factual show with a substantial Te Reo element.
- Information increased by 13 hours to 832 hours, due in part to *Q+A* being counted as part of this genre for the first time. *Situation Critical* and *Would Like to Work* were new Information series in 2010.
- Sports decreased significantly for a second year with 101 fewer first-run hours to a total of 267 hours.
- Entertainment hours decreased for the second year reaching 26 hours.
- Drama/Comedy decreased by 9 hours to 19 hours. New Drama included *This Is Not My Life* and *Bloodlines*.

TV2

- TV2's first-run local content hours decreased by 148 hours to 535 hours (683 hours in 2009). Five of the nine genres showed a decrease.
- First-run local content programming accounted for 8% of TV2's schedule (10% in 2009).
- The biggest increases in first-run hours were: Information with 35 extra hours bringing the total to 62 hours, and Children's Drama with 13 extra hours bringing the total to 20 hours. New programmes included a new season of *The Amazing Extraordinary Friends*.
- Drama/Comedy increased by 7 hours to reach a total of 162 first-run hours.
- Māori programmes stayed consistent with a total of 45 hours matching 2009's total.
- No local content first-run Sports was broadcast on TV2 in 2010, down from 36 hours in 2009.
- Documentary recorded a decrease in hours, with a drop of 36 hours to 5 hours.
- The biggest decrease was in the Children's, down 98 hours to 215. Much of this decrease was due to our change in methodology capturing only the NZ content of any Children's magazine-style programme.



TV3

- First-run local content hours decreased by 292 hours to 1,634 hours.
- The percentage of first-run hours broadcast decreased to 25% (29% in 2009).
- The biggest decrease was in News/Current Affairs with 409 fewer hours of first-run programming. This was largely due to *ASB Business* and *Sunrise* being cancelled in April 2010.
- Two genres showed increases: Information Programmes increased by 132 hours to 207 hours; Sports showed an increase to 216 first-run hours (up from 150 hours in 2009). The increase is likely to be due to the change in methodology capturing the actual length of local sporting fixtures.
- Other genres decreasing were: Documentary by 35 hours; Drama/Comedy by 8 hours; Entertainment by 9 hours; Māori Programmes by 10 hours; and Children's by 22 hours.

PRIME

- Prime's first-run local content hours increased by 218 hours to a total of 882 hours.
- 13% of the schedule was devoted to first-run programming, up from 10% in 2009.
- Only News/Current Affairs showed a decrease.
- Sports showed the biggest increase with 135 extra hours reaching a total of 595 hours (460 hours in 2009). This is partly due to our new methodology capturing the actual length of sporting fixtures, but hours were also boosted significantly by Prime TV holding the free-to-air rights to broadcast the 2009 Commonwealth Games.
- There were 20 hours of first-run Documentaries, 14 more than in the previous year. This included new series of *Extraordinary Kiwis*, *50 Years of New Zealand Television* and *Rivers*.
- Information increased 65 hours from 15 in 2009 to 80 in 2010, partly due to local religious programming on Sunday morning *City Impact Church*, *Destiny Television* and *Running with Fire*. Series such as *Danger Beach: Muriwai* and specials such as *House of the Year* were also included in this genre.
- Entertainment was up by 10 hours (to a total of 11 hours), *Tom's Kitchen* was a new series in 2010.
- Drama/Comedy showed a total of 4 first-run hours, an increase from no hours in 2009. These hours were the first broadcasts of New Zealand feature films *Second Hand Wedding* and *The Devil Dared Me To*.
- News/Current Affairs hours showed a 10 hour decrease to reach a total of 173 hours.

C4

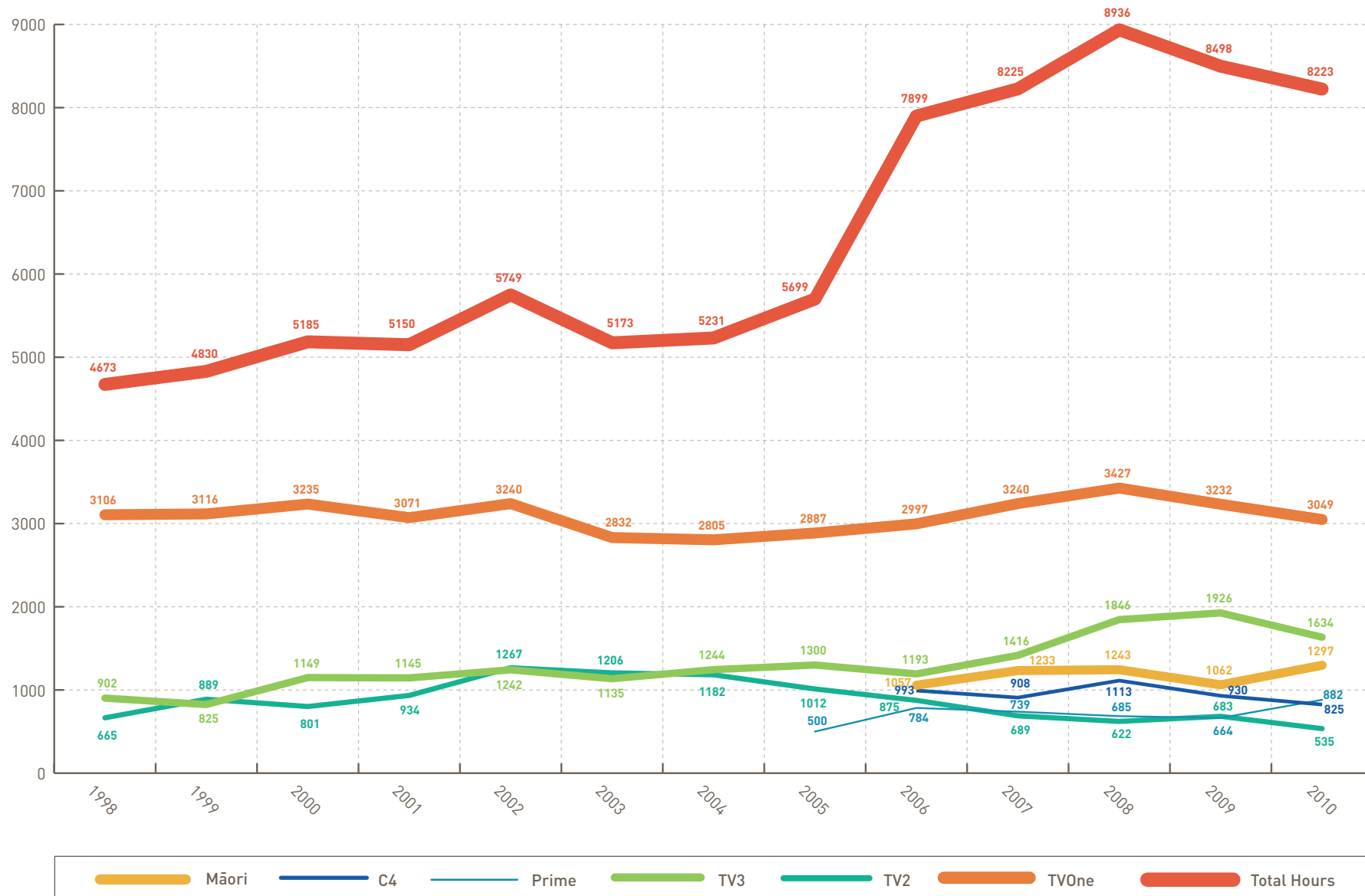
- First-run local content represented 825 hours, a decrease of 105 hours (930 hours in 2009).
- This represented 17% of the schedule (21% in 2009).
- Entertainment was down by 103 hours to a total of 811 hours on the channel that screens mostly musical content. Most of these hours are the two hour daily local music video allocation, however *The Jono Project*, *GT Academy*, *HomeGrown*, *Making Tracks* and *Smokefree Rockquest 2010* were also broadcast.
- Documentary first-run hours increased by 1 hour to 8 hours; Information increased by 2 hours to a total of three hours. *Wingin' It* was a new series in 2010.
- Drama/Comedy decreased by 3 hours from the previous year to a total of three hours. *Bogan Family Films* was a new series in 2010; there were no first-run Sports hours (down from 3 hours in 2009).

MĀORI TELEVISION

- First-run local content was 1,297 hours, an increase of 235 first-run hours (1,062 hours in 2009).
- First-run programming represented 42% of the schedule in 2009 (34% in 2009).
- Information showed the largest increase with 117 extra hours bringing the total to 367 hours (250 hours in 2009).
- Documentary increased 108 hours to a total of 198 hours. This included a new series of the *Pakipumeka* documentary strand.
- Sport increased 50 hours to a total of 255 hours. Entertainment increased 17 hours to a total of 145 hours.
- Drama/Comedy first-run hours were up by 4 hours to a total of 22 hours. *Kaitangata Twitch* was a new series in 2010.
- Children's showed the biggest decrease with 60 fewer first-run hours to 57 hours in 2010. International programming reversioned in Te Reo is not included as local programming in this report.

FIG 22 FIRST-RUN HOURS (PEAK AND OFF PEAK) BY CHANNEL 2010

24 hour clock measured from 1989 to 2003. 18 hour clock since 2003. Prime TV added 2005. C4 and Māori Television added 2006.



PART 5: PRIME TIME HOURS



Prime time represents the hours between 6pm - 10pm seven days a week. During these four hours, all the networks compete to generate maximum income by attracting the greatest number of viewers. The bulk of their commissioning budgets is spent in this time band. Therefore prime time local content hours are a useful indicator of the status of production spending by the television networks.

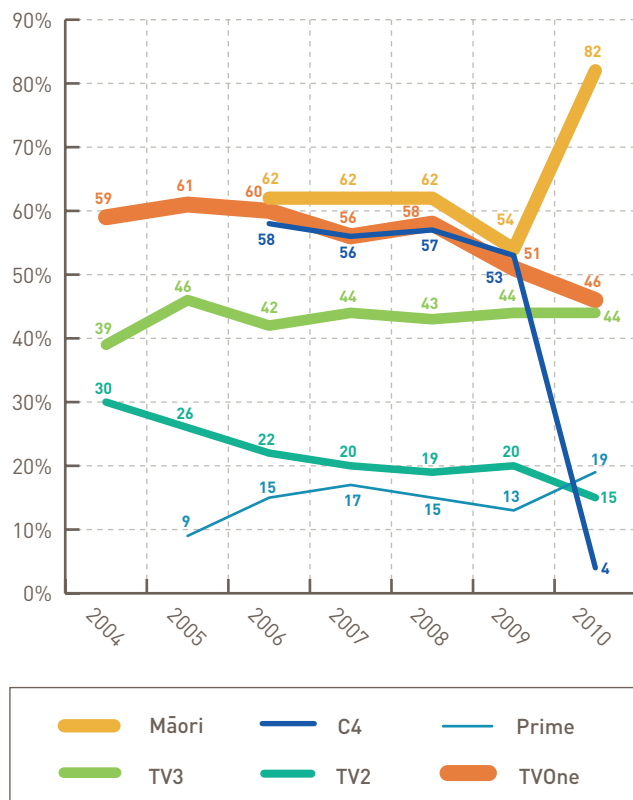
Total local content in prime time was 3,071 hours in 2010 out of a possible 8,760 total hours. This was a decrease of 359 hours, (3,430 hours in 2009, 3,701 hours in 2008, 3,726 hours in 2007). Local content represented 35% of the prime time schedule (39% in 2009).

- Māori Television and TV One continue to screen the most local content in prime time.
- TV One's prime time local content decreased by 83 hours to 665 hours (748 hours in 2009). News/Current Affairs accounts for the greatest portion of the total with 467 (down from 528 hours in 2009).
- TV2's total prime time local content hours decreased by 61 hours to 225 hours (286 in 2009), with the bulk of the programming in the Drama/Comedy genre (mainly *Shortland Street*), which decreased by 15 hours to 140 hours.
- TV3's prime time local content hours increased by 4 hours to 640 hours. Most of the prime time hours are filled by News/Current Affairs: 476 hours (a decrease of 39 hours from 515 hours in 2009).
- Prime's prime time local content hours increased by 88 hours to 283 hours (195 hours in 2009). Most of the channel's prime time schedule consists of Sport: 198 hours.
- Māori Television screened the most hours of local content in prime time: 1,200 hours, up 414 hours (786 hours in 2009). Information accounts for the channel's highest number of hours in prime time at 334, up 116 hours.
- The biggest drop in local content prime time hours was on C4 with a total of 58 hours (from 53% in 2009 to 4% in 2010). This is due to the music video allocation no longer being counted as prime time content (as it historically has been).

FIG 23 PRIME TIME PERCENTAGES BY CHANNEL

	2010	2009	2008	2007	2006	2005	2004
TV One	46%	51%	58%	56%	60%	61%	59%
TV2	15%	20%	19%	20%	22%	26%	30%
TV3	44%	44%	43%	44%	42%	46%	39%
Prime	19%	13%	15%	17%	15%	9%	Not measured
Māori Television	82%	54%	62%	62%	62%	Not measured	
C4	4%	53%	57%	56%	58%	Not measured	

FIG 24 PRIME TIME PERCENTAGES BY CHANNEL



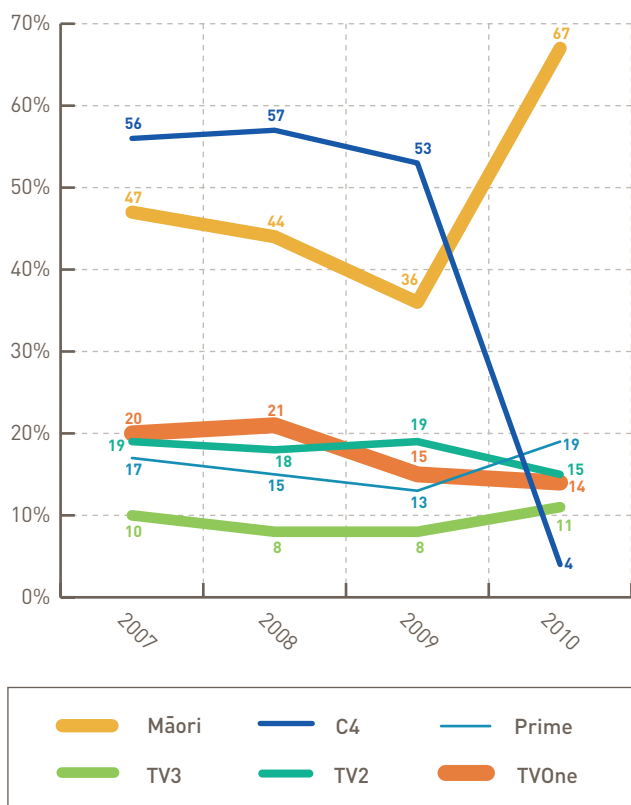
When News/Current Affairs are excluded from prime time figures:

- TV One screened 197 hours, representing 14% local content in prime time (15% in 2009).
- TV2 screened 214 hours: 15% local content in prime time (19% in 2009).
- TV3 screened 164 hours: 11% local content in prime time (8% in 2009).
- Prime screened 271 hours: 19% local content in prime time (13% in 2009).
- Māori Television screened 981 hours: 67% local content in prime time (36% in 2009).
- C4 has no News/Current Affairs programmes.

FIG 25 PRIME TIME PERCENTAGES BY CHANNEL EXCLUDING NEWS/CURRENT AFFAIRS

	2010	2009	2008	2007
TV One	14%	15%	21%	20%
TV2	15%	19%	18%	19%
TV3	11%	8%	8%	10%
Prime	19%	13%	15%	17%
Māori Television	67%	36%	44%	47%
C4	4%	53%	57%	56%

FIG 26 PRIME TIME PERCENTAGES BY CHANNEL EXCLUDING NEWS/CURRENT AFFAIRS



Details of prime time local content on each channel follows:

TV ONE

- TV One screened 665 hours of prime time local content, a reduction of 83 hours when compared with 2009.
- Local content in prime time represents 10% of total broadcast time.
- News/Current Affairs accounts for 467 hours of the prime time total, a decrease of 61 hours.
- Prime time Information programming increased by 32 hours to 66 hours.
- Drama/Comedy increased by 2 hours to 19 hours.
- Māori programming increased by 3 hours from none in 2009.
- Entertainment hours more than halved to 15 hours, compared to 2009 figures; Documentary was down 34 hours to 82 hours.
- Sports were 12 hours, a decrease of 10 hours in prime time.

TV2

- TV2's total prime time local content hours decreased by 61 hours to 225 hours (286 hours in 2009).
- Local content in prime time represents 4% of total broadcast time.
- Information increased 33 hours to a total of 60 hours, up from 27 hours in 2009.
- Documentaries decreased by 35 hours to a total of 5 hours.
- Drama/Comedy decreased by 15 hours in prime time to 140 hours.
- Entertainment hours in prime time decreased by 36 hours to 10 hours.
- News/Current Affairs decreased by 1 hour for a total of 10 hours in prime time.

TV3

- TV3's prime time local content hours increased by 4 hours to 640 hours.
- Local content in prime time represents 10% of total broadcast time.
- News/Current Affairs accounts for 476 hours of the prime time total (517 hours in 2009).
- Documentaries decreased by 27 hours to 11 hours; Entertainment decreased by 4 hours to 23 hours in prime time.
- Drama/Comedy increased by 5 hours to 38 hours and Information by 72 hours to 93 hours.

PRIME

- Prime's prime time local content hours in prime time increased to 283 hours (195 hours in 2009).
- Local content in prime time represents 4% of total broadcast time (3% in 2009).
- All genres showed increases in prime time hours. Sports hours in prime time still accounted for the biggest share at 198 hours.
- Prime screened 30 hours of Documentary (up from 2 hours in 2009) and an increase of 20 hours to 27 hours of Information in prime time.
- Entertainment hours in prime time increased by 10 hours to 11 hours in prime time. There were 12 hours of News/Current Affairs and 6 hours of Drama/Comedy in prime time (both up from none in 2009).

C4

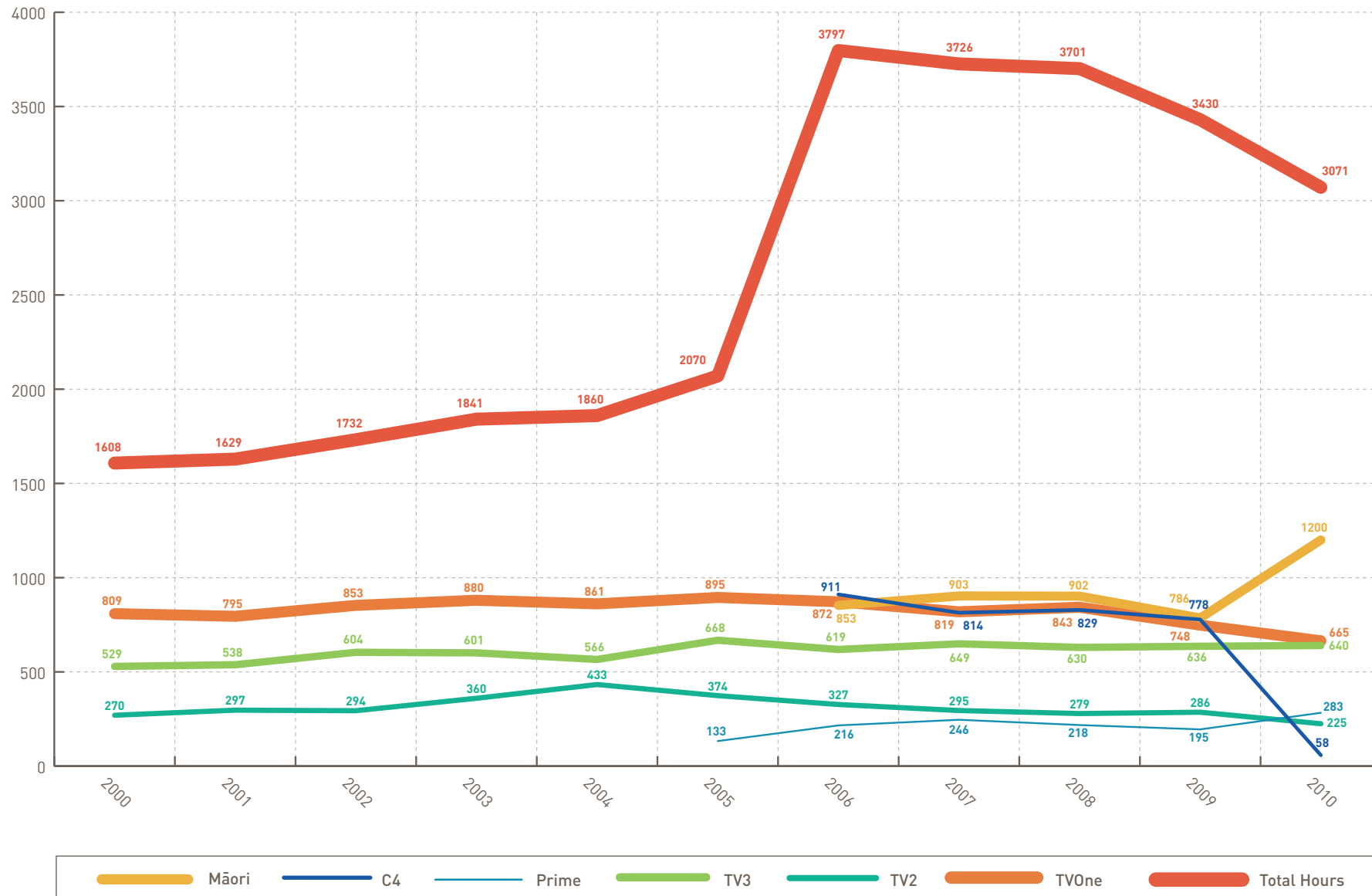
- C4's prime time hours dropped to 58 hours, this is a drop of 720 hours, almost all of which is because music videos in the Entertainment genre are no longer included as prime time content.
- Local content in prime time represents 1% of total broadcast time.
- Entertainment still accounted for most prime time hours on C4 with 30 hours recorded.
- The balance was made up of 17 hours of Information (up from no hours in 2009), 8 hours of Drama/Comedy and 2 hours of Documentary.

MĀORI TELEVISION

- Māori Television again screened the most hours of local content in prime time: 1,200 hours, an increase of 414 hours on 2009 figures.
- Local content in prime time represents 31% of total broadcast time (25% in 2009).
- News/Current Affairs decreased 39 hours to 218 hours, the only genre to show a decrease.
- Documentaries increased by 170 hours to 235 hours.
- Information programming increased by 116 hours to 334 hours.
- Drama/Comedy increased by 4 hours to 21 hours.
- Sports programming increased by 65 hours to a total of 181 hours in prime time.

FIG 27 PRIME TIME HOURS BY CHANNEL

24 hour clock measured from 1989 to 2003. 18 hour clock since 2003. Prime TV added 2005. C4 and Māori Television added 2006.



PART 6: REPEAT HOURS



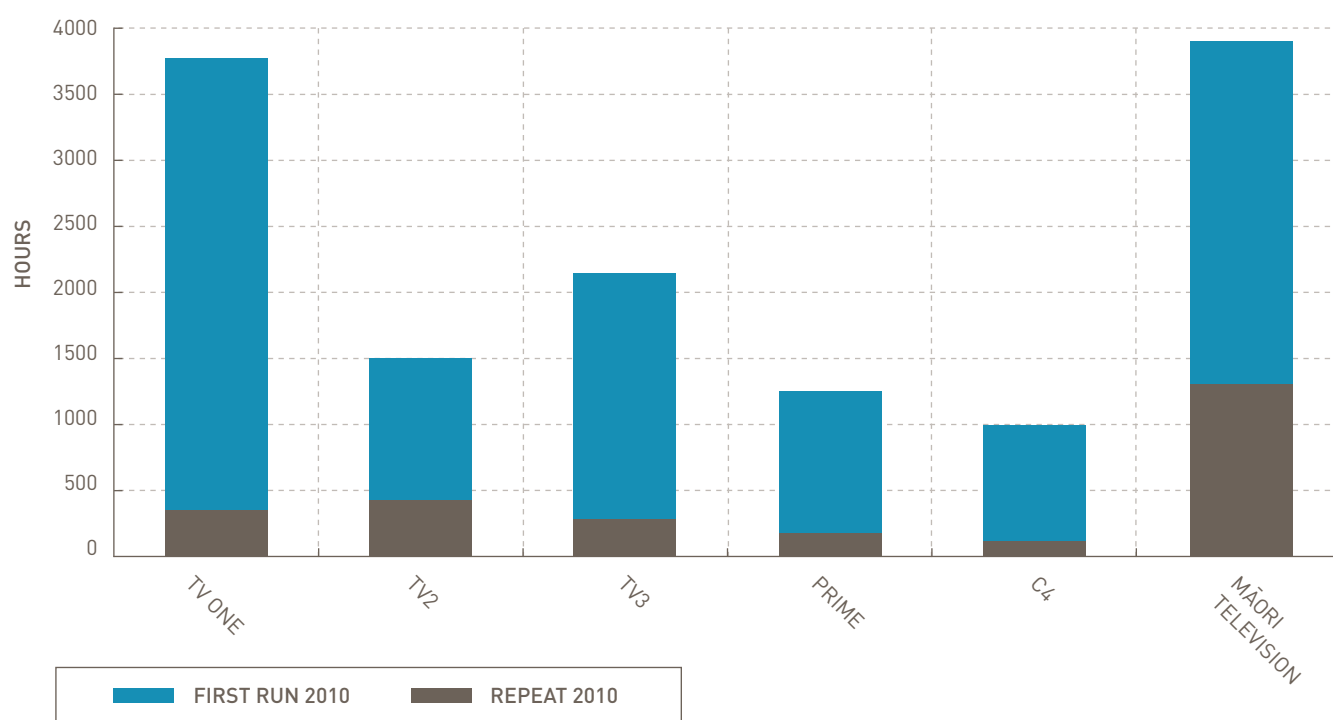
Four of the six free-to-air channels run a 24 hour transmission schedule. During the less commercial slots, such as overnight or very early in the morning there is a need for low-cost or no-cost programming. Repeat screenings are generally at no cost to the channel. In their contracts with the networks and NZ On Air, production companies agree to a number of repeat screenings of their programmes, within a certain time frame.

Some programmes, such as those for children, are designed to be repeated and eventually become favourites. They are designed to have a long shelf life to serve new generations of young audiences.

A trend in recent years has seen a slow rise in prime time repeats. Māori Television has had repeats in prime time since their first week of broadcast, but now all other channels also schedule repeat programming in prime time.

In 2010, repeat screenings comprised 32% of the total local content hours, (26% in 2009, 23% in 2008, 24% in 2007). Across six channels the total is 2,660 hours, an decrease of 260 hours.

- TV One showed the biggest decrease in repeated hours with 356 hours of local content (579 hours in 2009). This represents 5% of TV One broadcast time in the 18 hour schedule (9% in 2009).
- Repeats increased on TV2 by 35 hours to a total of 481 hours (7%).
- TV3 increased its repeated programmes by 59 hours, to 246 hours (4%).
- Prime repeated 191 hours of local content (182 hours in 2009) (3%).
- Māori Television repeated 1,307 hours (42%).
- C4's repeat local programming almost doubled for a second year from 45 hours to 80 hours, 57 hours in the Entertainment genre (2%).

FIG 28 FIRST-RUN HOURS VS. REPEAT HOURS

PART 7: TRENDS BY GENRE



A brief summary of the 2010 trends in each genre is listed below. Statistics for the nine genres by channel are in Appendix 2.

The new methodology has resulted in some genre changes for shows as we now use the broadcasters' self allocated genre categories as a basis for our own genre allocation. This has meant that some returning series have changed genre from previous reports. This effect has particularly impacted on series in the Documentary and Information genres, although other series have also been affected (for example *Kaitangata Twitch* was funded by NZ On Air as a Children's Drama but is included in the Drama genre statistics as Māori Television chose to categorise it as a general drama).

The only genre to use the same methodology to categorise it as previous years is Māori Programmes, as it is a programme category which is not used by broadcasters.

CHILDREN'S PROGRAMMES (INCLUDING CHILDREN'S DRAMA)

As Children's programmes screen in off peak (non-commercial) timeslots, broadcasters do not usually commission this genre without substantial financial assistance. NZ On Air is the main funder of this genre committing over \$12 million to Children's programmes and \$2.7 million to Children's Drama in the 2009/10 financial year. This agency supports Children's programming to ensure New Zealand children have locally made programmes with which they can identify.

22 years ago on three channels there were 534 hours of Children's programming and 25 hours of Children's Drama.

In 2010 Children's programmes on three channels totalled 885 hours. This included 35 hours of Children's Drama. A decrease from 2009 (182 hours) is in part due to our new methodology as the local content in Children's programming is now able to be more accurately recorded, particularly in magazine-style programmes which include international content.

TV2, the main broadcaster of Children's programmes, screened 372 hours, of which 157 hours were repeats. First-run programmes included *What Now*, *Studio 2* and *The Erin Simpson Show*.

New seasons of *What Now? Cool Kids Cooking*, *Activate*, *Studio 2*, *The Erin Simpson Show*, and *Just the Job* appeal to young viewers. Among the popular repeated programmes were *The Adventures of Massey Ferguson*, *The Singing Bee*, *The Go Show*, *Zip and Mac* and *Puzzle Inc*.

Children's Drama on TV2 increased by 11 hours to a total of 35 hours. 16 hours were repeated programmes. *Paradise Cafe*, a thriller set in the Pacific, and a third series of *The Amazing Extraordinary Friends* screened in 2010. *The Killian Curse* and *Time Trackers* were repeated dramas.

TV3's Children's hours decreased slightly to 135 hours but there was no Children's Drama (7 hours screened in 2008). A new series of *Sticky TV* made up the bulk of the hours.

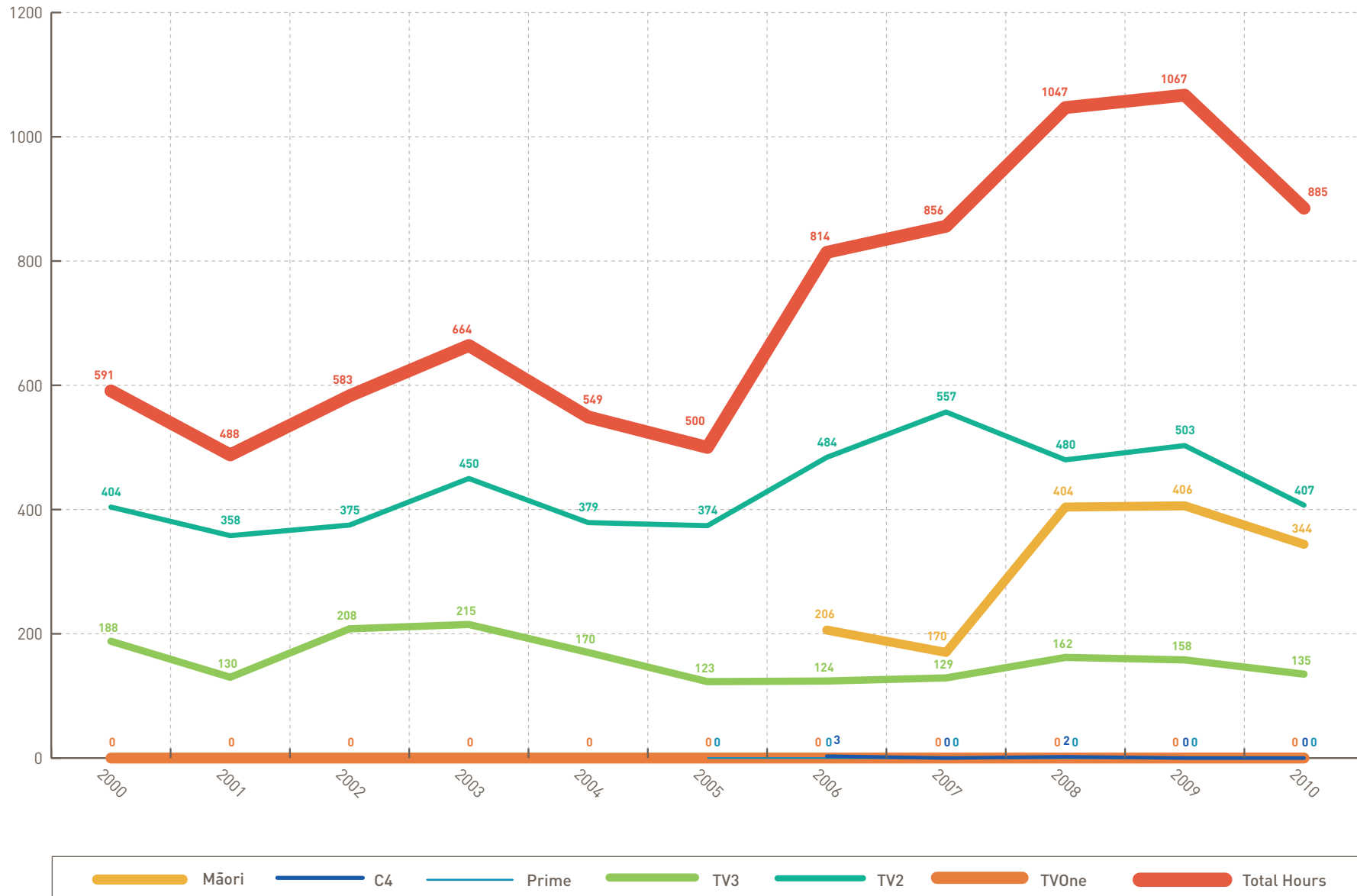
Children's programming on Māori Television decreased to 344 hours (406 hours in 2009). Hours of foreign programmes voiced in Te Reo are not included in the Local Content Report.

Returning series include *Pukoro* and *Haa. Pukana*, commissioned for TV3 is repeated on Māori Television. *Korero Ki Nga Kararehe*, *Miharo*, *Tau Ke: Manu Rere*, the Māori language series and *Jane and the Dragon* are among the repeats.

TV One, Prime and C4 do not screen children's programming.

FIG 29 TOTAL NZ CHILDREN'S HOURS BY CHANNEL

24 hour clock measured from 1989 to 2003. 18 hour clock since 2003. Prime TV added 2005. C4 and Māori Television added 2006.



DOCUMENTARY

Documentary hours saw a decrease in 2010 to a total of 693 hours (741 hours in 2009, 34 hours in 1989). Māori Television and TV One screened the most New Zealand documentaries, with 360 hours and 256 hours respectively.

TV One screened 122 hours of first-run documentaries. 82 hours screened in prime time, down from 116 hours in 2009. The documentary film *Topp Twins: Untouchable Girls* was a notable first-run prime time event.

Country Calendar now in its 45th year continues. (After *Coronation Street*, *Country Calendar* is considered the longest running television series in the world.) *Are You My Tribe* was a new series and there were new seasons of *Beyond the Darklands*, *Attitude*, *Rural Delivery*, and *Coastwatch*.

Among the 134 hours of repeats were *How the Other Half Lives*; *Deer Wars*; *The Mighty Moa*; and *The Dagg Sea Scrolls*.

TV2 screened 5 hours of documentary (down from 48 hours in 2009). *Neighbours at War* was the only local documentary series screened on TV2. This was in part due to series such as *Illegal NZ* and *Sensing Murder* now being included as Information in this survey.

TV3's local documentary hours decreased to 29 hours (101 hours in 2009). Most hours on TV3 were repeats, with a short series of repeated *Inside New Zealand* documentaries playing. *What's Really In Our...?*, *Emergency Heroes* and *Open Door* were returning series. Series such as *The Kitchen Job* are now included as Information in this survey.

Prime screened 35 hours, of which 20 were first-run documentary programmes. New series *50 Years of New Zealand Television* and *Rivers* screened along with the returning series of *Extraordinary Kiwis*.

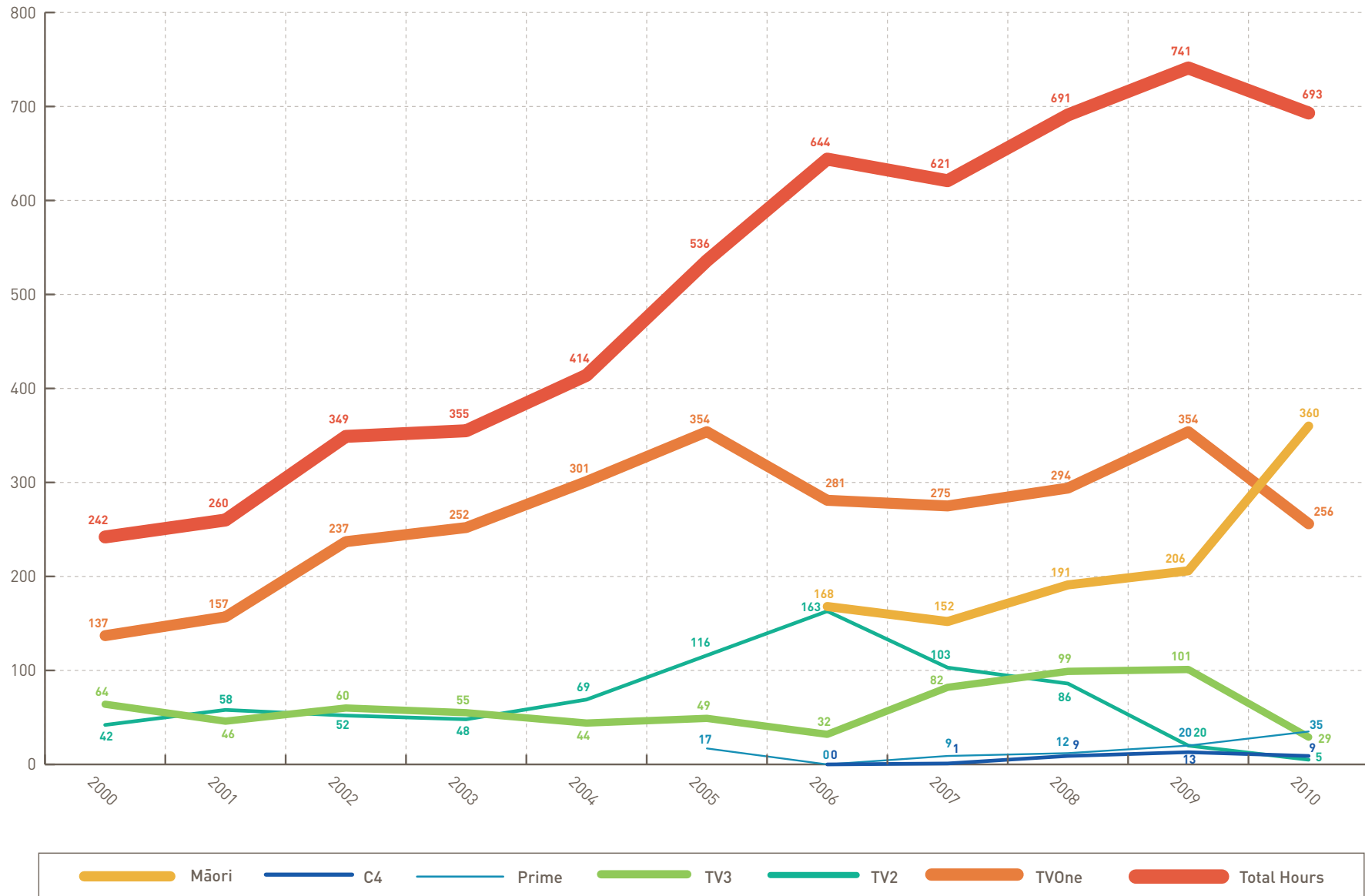
The major documentary series on C4 was the returning *V48 Hours*, which has previously been counted under the Drama/Comedy genre in this report. The series does contain a number of behind-the-scenes elements and is classified as a documentary in the Nielsen data.

Māori Television increased its documentary hours by 154 to 360 hours (206 hours in 2009). Repeated programmes included *The New Zealand Wars* and *Lost in Translation*. There were also many first-run episodes of *Pakipumeka* documentary slot including *Relocated Mountains*; *Black Shears*; *Bring Back Buck* and *Powhiri Welcome or Not?* Special events such as Waitangi Day and Anzac Day also increased the total documentary hours by including one-offs such as *Canvassing The Treaty* and *Tamariki Ora: A New Beginning*.

NZ On Air is a substantial supporter of Documentary and committed over \$12 million in the 2009/10 financial year from the general contestable fund, and another \$3.6 million from the Platinum Fund. This contributes to approximately 132 hours of New Zealand documentary programming.

FIG 30 TOTAL NZ DOCUMENTARIES BY CHANNEL

24 hour clock measured from 1989 to 2003. 18 hour clock since 2003. Prime TV added 2005. C4 and Māori Television added 2006.



DRAMA/COMEDY

Drama and Comedy programmes are challenging genres to launch and expensive to create. NZ On Air provided \$33 million in the 2009/10 financial year.

Total hours for the Drama/Comedy genre in 2010 were 516 hours, representing a decrease of 84 hours when compared with 2009 (600 hours in 2009). This was mainly due to a drop in repeats: first-run hours decreased by only four hours to 247 hours.

While TV2 and Prime showed small increases in total hours, most channels showed larger decreases. This is in part due to our change in methodology resulting in productions such as *7 Days* and *Comedy Gala* now being included in the Entertainment rather than Comedy genre.

TV One screened 21 hours (58 hours in 2009). 19 hours were broadcast in prime time (up from 17 hours in 2009). Tele-features, *Bloodlines*, *The Kiwi Who Saved Britain*, and *Spies and Lies* were part of TV One's first-run programming. *This Is Not My Life*, a new drama series, made up the bulk of the Drama/Comedy hours.

TV2 screened the most Drama/Comedy hours with a total of 392 hours (391 hours in 2009). 162 hours were first-run programming, a 7 hour increase over 2009. A second series of the 13 part one-hour drama *Go Girls* hit the schedules as well as repeats of the first series. Three new local comedy series screened, *Feedback*, *Rural Drift* and *The Laughing Samoans*. The perennial medical drama *Shortland Street* continued five nights a week, making up the bulk of the local content hours. Other Drama/Comedy hours included *Reservoir Hill*, the feature length version of the Emmy Award winning on-line drama, and the NZ feature film *Black Sheep*.

TV3's hours decreased from 84 to 45. The schedule contained the sixth and final series of *Outrageous Fortune*. TV3's comedy schedule included *Radiradirah*, *Best of the Billy T's*, *Comedy Divas* and *Ben and Jeremy's Big Road Trip*. *Aftershock*, *Eruption*, and *Stolen: The Baby Kahu Story* were also part of TV3's line up. Films including *Sione's Wedding*, *Eagle Vs Shark*, and *We're Here to Help* boosted the Drama/Comedy hours.

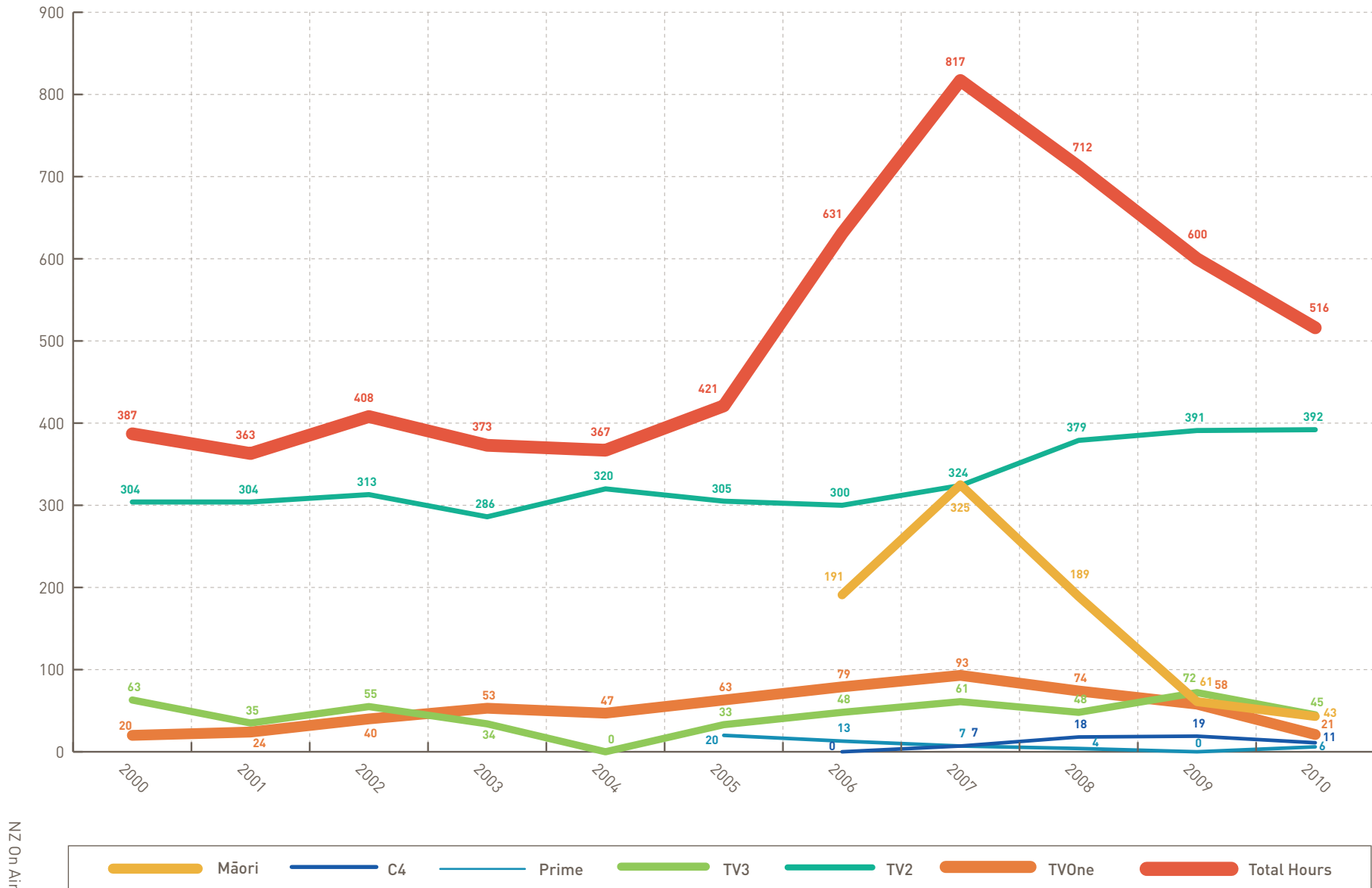
Drama/Comedy hours on Māori Television continue to drop with 43 hours in 2010 (61 hours in 2009, 189 in 2008). Among the 18 hours of first-run programmes in this genre were the family drama series *Kaitangata Twitch*, *Sunday Shorts*; and the digifeature *Taking the Waewae Express*. Among the repeated hours were *The Market*, *The Laughing Samoans* and *Her Majesty*.

C4 screened 11 hours of Drama/Comedy (19 hours in 2009). The comedy *Bogan Family Films* was responsible for the three hours of first-run programming and comedy *bro'Town* was among the repeated programmes.

Prime screened 6 hours of Drama/Comedy in 2010 (none in 2009), being two feature films.

FIG 31 TOTAL NZ DRAMA/COMEDY HOURS BY CHANNEL

24 hour clock measured from 1989 to 2003. 18 hour clock since 2003. Prime TV added 2005. C4 and Māori Television added 2006.



NZ On Air

ENTERTAINMENT

Entertainment hours decreased by 295 hours on the previous year's figures.

In 2009 Entertainment hours were 1,278 across six channels (1,573 hours in 2009, 1,808 hours in 2008). Prime TV's Entertainment hours remained static while all other channels showed decreases in this genre. C4 and Māori Television showed the largest decreases.

TV One's hours were down by 84 hours: 49 hours in 2010, 133 hours in 2009, 219 hours in 2008.

A new cooking series, *Annabel Langbein The Free Range Cook* screened, along with new episodes of the format shows *This is Your Life* and *Fair Go Ad Awards*. Entertainment specials such as *Qantas Film and Television Awards*, *Cheers to 50 Years of Television*, *The National Bank Young Farmer Contest*, *Westfield Style Pasifika* and *Hayley Westenra In Concert* also appeared on TV One's schedule.

TV2's Entertainment hours decreased by 31 hours to 38 hours (69 hours in 2009, 40 hours in 2008, 81 hours in 2007). There were 16 first-run hours including new episodes of *One Night Only* and *Moon Television*. Most of TV2's repeated Entertainment hours screen between midnight and 6am and are not included in the total hours for the 18 hour clock.

TV3's Entertainment hours decreased to 47 hours (78 hours in 2009). TV3 screened specials such as *Band Together: Concert for Canterbury*, *The Topp Twins and the APO*, *Coca Cola Christmas in the Park* and repeats of *Vodafone New Zealand Music Awards*. Due to our new methodology, productions previously included in the Comedy genre made up a sizable portion of the TV3 Entertainment hours, including *7 Days*, *AotearoHa* and *Cadbury Crunchie Comedy Gala*.

Prime screened 17 hours, the same as in 2009. *Tom's Kitchen* was a new cooking series and *Montana World of Wearable Art Awards* was a first-run show screening in prime time.

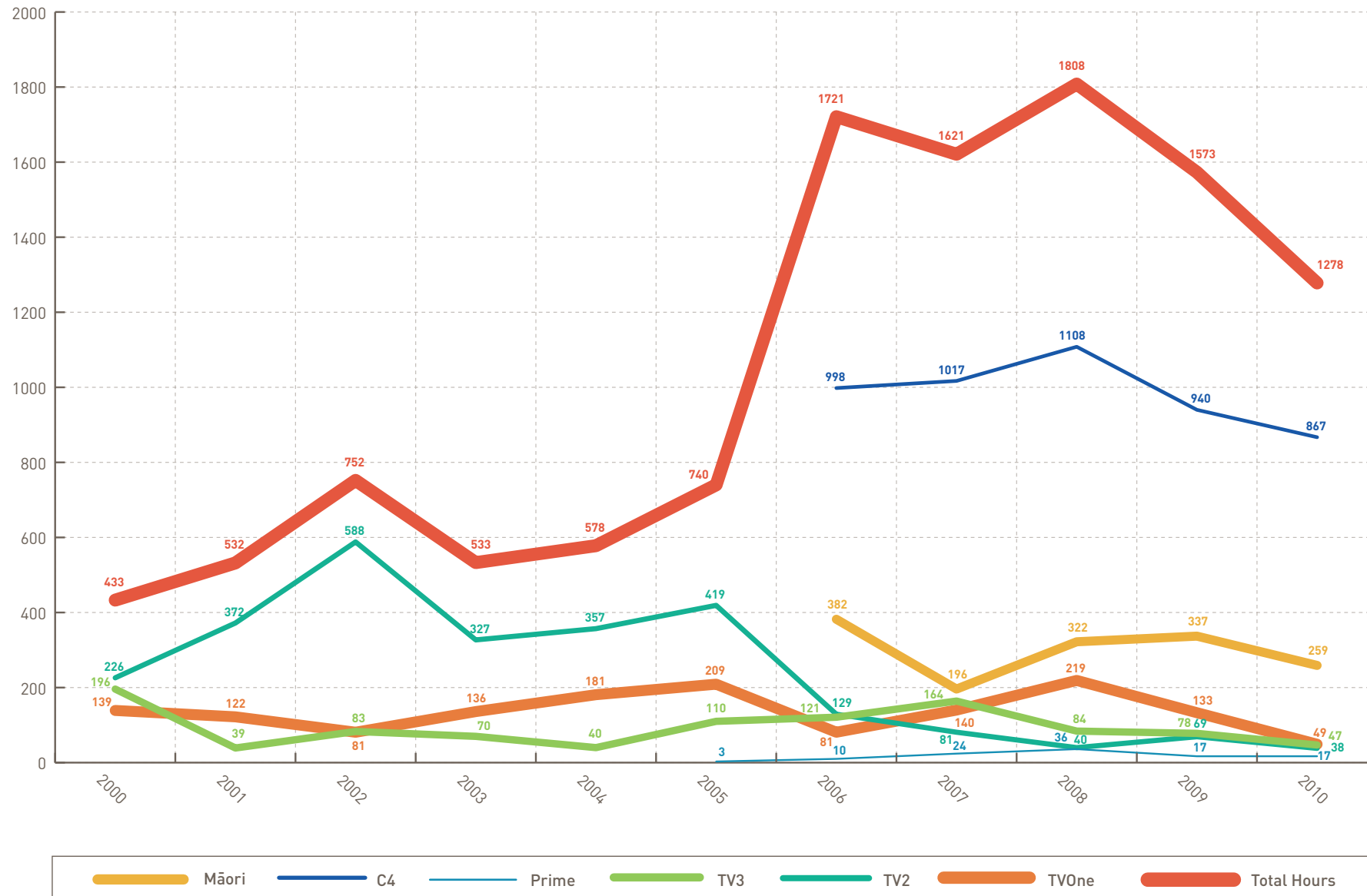
C4's locally produced Entertainment hours decreased by 73 hours to a total of 867 hours (940 hours in 2009, 1,108 hours in 2008.) C4's Entertainment programming represents 96% of local content hours for this music-oriented channel. An allowance of 2 hours per day is made for local music videos screened on C4. In addition to this C4 screened *Smokefree Rockquest 2010*, *The Elect The Dead Symphony*; *Homegrown*; *The Jono Project* and *The Official NZ Top 40*.

Excluding C4, Māori Television played the most Entertainment programmes with a total of 259 hours (337 hours in 2009). Māori Television programmes include the new series *Hip Hop Central*, as well as returning series of *It's in the Bag*, *Tautohetohe*, *Homai Te Pakipaki* and *Māorioko*.

Bassline, *He Matapihi* and *Marae DIY* are among the 176 hours of repeated programmes.

FIG 32 TOTAL NZ ENTERTAINMENT HOURS BY CHANNEL

24 hour clock measured from 1989 to 2003. 18 hour clock since 2003. Prime TV added 2005. C4 and Māori Television added 2006.



INFORMATION PROGRAMMING

Information showed the biggest increase of all genres in 2010 with 438 extra hours in 2010 reaching a total of 2180 hours (1,742 hours in 2009).

TV One continued to screen most local Information programming with a total of 984 hours and Māori Television screened 697 hours, both channels showing an increase over the previous year's figures.

Most of TV One's hours screen in off peak slots, with only 66 hours screening in prime time. Prime time programmes include *Radar's Patch* which was near the top of favourite New Zealand shows. *Good Morning*, a three hour weekday magazine show, was responsible for many of the hours recorded in this genre.

TV One has many Information series targeted at minority groups including *Asia Downunder* for the Asian community and *Minority Voices*, which focuses on the experiences of ethnic minorities. On Sunday mornings returning series were *My God*; *Tagata Pasifika*; *Q+A*; and *Praise Be*.

At the end of the year TV One screened *A Festival of Nine Lessons & Carols*, *Homefront Extra*, *Mucking In* and *Location Location Location* which were among the 152 hours of repeated shows.

TV2 increased its Information programming to 91 hours (27 hours in 2009). Programmes included *Hip Hop High*; *Police Ten 7*; *Sensing Murder*; *The Apprentice New Zealand*; and *Crash Course*. *Treasure Island* and *Just the Job* were among the repeats.

TV3's local Information hours were 279 hours (146 hours in 2009). 93 hours screened in prime time and 72 hours were repeated shows. The consumer affairs show *Target* returned in prime time along with the new series *Nestle New Zealand's Hottest Home Baker*. Among the returning programmes was *Pacific Beat Street*, a series for young Pacific people focusing on issues, styles and trends. *New Zealand's Next Top Model* was a new popular prime time series in this genre.

Prime's Information programming increased to 113 hours (18 hours in 2009, 26 hours in 2008, 56 hours in 2007). Most of this increase is due to Sunday morning religious programming being captured using our new methodology, including *Destiny Church New Zealand*, *Impact for Life* and *Running with Fire*. Other shows included *House of the Year*, *Danger Beach: Muriwai* and *Get Growing*.

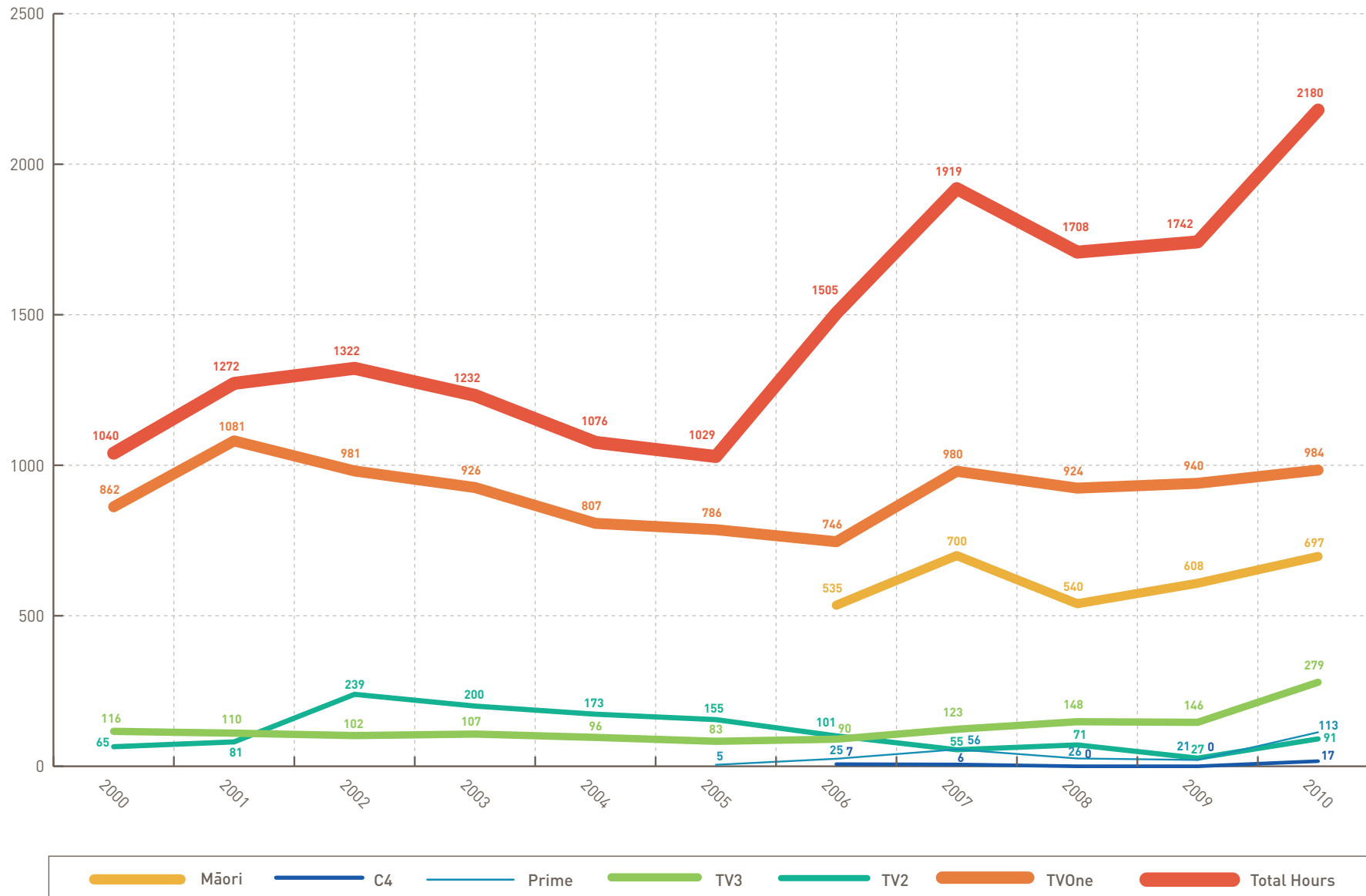
C4 screened 17 hours of Information programmes.

697 hours of Information programming on Māori Television represent a 89 hour increase. First-run programming in this genre increased by 117 hours to a total of 367 hours (250 hours in 2009, 379 hours in 2008). Māori Television had the most hours in prime time: 334 hours playing between 6pm and 10pm. *Kete Aronui*, *Kai Time On the Road*; and *Kia Ora Hola* were among the first-run programmes. *Tagata Pasifika* and *Aunty Moves In* were included in the repeats. *Phunk Nation*, was a series following Hip Hop dance champions Prestige as they explored the dance talent in regional NZ and *No Sweat Parenting* was a series showing viewers tips on how to raise their children.

NZ On Air provided funding support for several shows in the Information category, notably special interest programming such as *Asia Downunder*, *My God*, *Minority Voices*, *Tagata Pasifika*, and *Praise Be* on TV One. It also provided funding for TV3's *Pacific Beat Street*, TV2's *Hip Hop High* and Māori Television's *Phunk Nation*.

FIG 33 TOTAL NZ INFORMATION HOURS BY CHANNEL

24 hour clock measured from 1989 to 2003. 18 hour clock since 2003. Prime TV added 2005. C4 and Māori Television added 2006.



MĀORI PROGRAMMING

The total hours of Māori programming for a general audience increased by 25 hours to 358 hours in 2010. (This is the only genre to remain unaffected by our change in methodology. All programmes on Māori Television are classified by other genre e.g. Documentary, Comedy/Drama, Information etc.)

TV One's Māori programming hours increased by 7 hours to 239 hours (156 hours in 2008) and first-run programming increased by 37 hours. *Te Karere*, *Waka Huia*, *Marae* and *Marae Summer Season* are well established programmes on TV One. They are repeated as part of the schedule. *One Land* was a prime time factual series which had a 25% Te Reo Māori content. *Te Karere* continued to increase its average run-time for each episode, accounting for more hours in 2010 than in previous years.

TV2 screened 74 hours (45 hours in 2009). Programmes included *Kapa Haka Kids*, *Korero Mai* and *I Am TV*.

TV3's total hours for Māori programming decreased to 45 hours (56 hours in 2009). *Pukana* was the only series in this genre shown on TV3 in 2010.

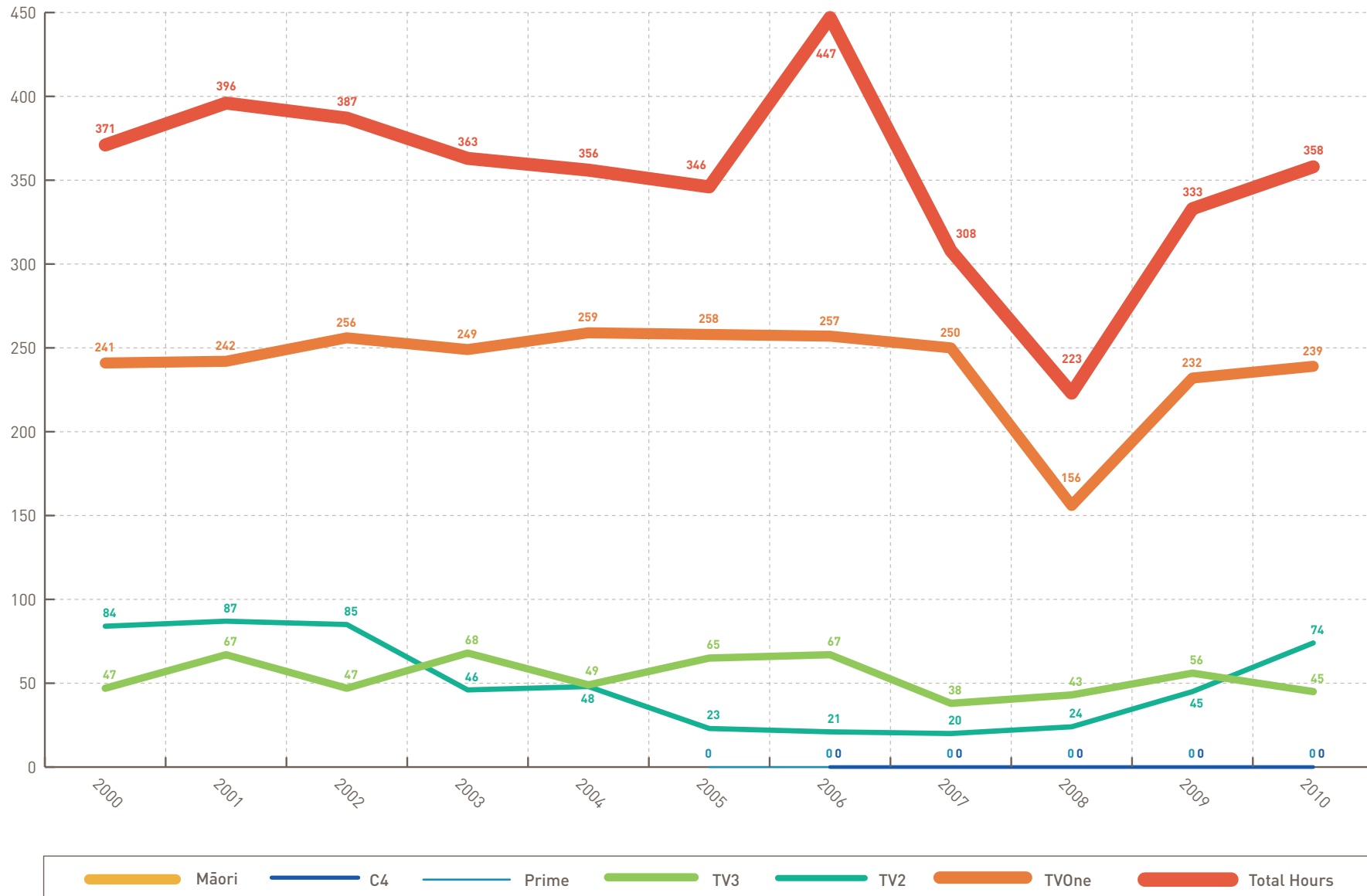
Aside from *One Land*, all Māori programming on TV One, TV2 and TV3 screened off peak. No Māori programmes screened on Prime or C4.

Māori Television screened programmes such as *Waka Huia* which screened first on TV One. *Pukana*, classified under the Children's genre for Māori Television, screened first on TV3 as Māori Programming.

Te Māngai Pāho is the principal funder of Māori programming, much of which is in Te Reo. NZ On Air contributes funding to Māori programmes considered to be of interest to a mainstream audience including Māori and mainly in English.

FIG 34 TOTAL MĀORI PROGRAMMES HOURS BY CHANNEL (EXCLUDING MĀORI TELEVISION)

24 hour clock measured from 1989 to 2003. 18 hour clock since 2003. Prime TV added 2005. C4 and Māori Television added 2006.



NEWS/CURRENT AFFAIRS

News/Current Affairs hours fell for the first time since 2003 with a total of 3,305 hours (3,753 hours in 2009, 3,660 hours in 2008, 2,961 hours in 2007). This represents 30% of all local content hours.

TV One screens more News/Current Affairs hours than any other channel, with 1,590 hours (1,717 hours in 2009).

TV One's programmes are *One News at Midday*, *One News at 4.30pm*, *One News at 6pm*, (the cornerstone of TV One's schedule and the start of prime time) and the off peak late night programme, *One News Tonight*.

The daily *NZI Business* and *Breakfast* shows are repackaged for weekend transmission. Other Current Affairs programmes are *Breakfast*, *Close Up*, and *Sunday*. There were more extended One News specials in 2010 than in the previous year, and included: *Budget Special*, *Pike River* and *Canterbury Earthquake*.

TV2's 10 hours are the local content segment of the Current Affairs show *20/20*.

TV3 screened 1,067 hours, a decrease of 285 hours (1,352 hours in 2009). *3 News* and *Nightline* are the major News programmes; *3 News at 12* and *Campbell Live* are part of the weekday schedule. *Sunrise* and *ASB Business* returned in 2010 but were cancelled in April. A new in-depth current affairs interview series *The Nation* started in 2010, broadcasting first on Saturday morning with repeats on Sunday morning.

Prime's News/Current Affairs programming increased 2 hours to 185 hours (183 hours in 2009). *Prime News* screens at 5.30pm.

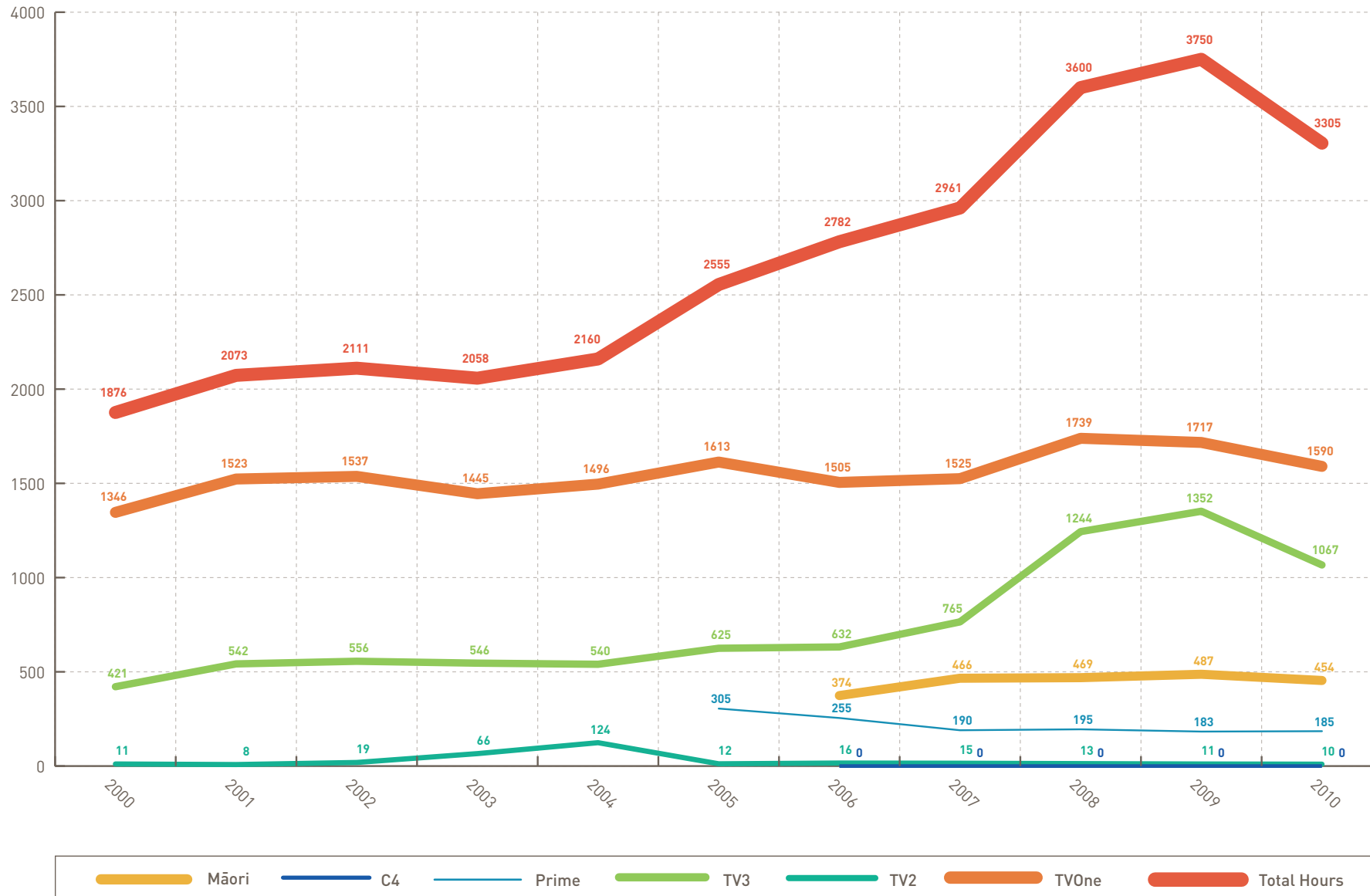
As with previous years, no local News/Current Affairs programming screened on C4.

News/Current Affairs programmes on Māori Television accounted for 454 hours (487 hours in 2009). 218 hours screened in prime time. *Te Kaea*, along with its late night subtitled repeats, anchored the News schedule and other programming included *Native Affairs* and *Willie Jackson's NewsBites*.

NZ On Air does not contribute funding to News programmes. Through the Platinum Fund introduced in 2009, we now contribute to Current Affairs series *The Nation* (TV3) and *Q+A* (TV One, which classifies that series as Information). We also funded the *Pike River Remembrance Service*.

FIG 35 TOTAL NZ NEWS/CURRENT AFFAIRS HOURS BY CHANNEL

24 hour clock measured from 1989 to 2003. 18 hour clock since 2003. Prime TV added 2005. C4 and Māori Television added 2006.



SPORTS

International sporting events such as the Olympic Games, the Commonwealth Games, America's Cup and the Rugby World Cup cause total sports coverage to fluctuate dramatically from year to year. In 2010 Prime was the free-to-air broadcaster for the Commonwealth Games. The total sports hours increased by 52 hours to 1,665 hours.

For sport to be included as local content in this survey it must be of a sporting event taking place in NZ, or of an international sporting event shot by a local crew, or of an international event where NZ athletes are playing a major part.

Prime, the free-to-air channel screening most sport, showed an increase of 111 hours to reach 717 hours. Māori Television screened 448 hours, an increase of 8 hours.

TV One's hours were 267, a drop of 111 hours (378 hours in 2009). Only 12 hours of sports screened in prime time. Most sports were shown on Sunday afternoons and a diverse range of sports were covered including: tennis: *ASB Classic* and *2009 Heineken Open*; motor racing: *Superbikes*; yachting: *Louis Vuitton Trophy*; aquatic sports: *NZ Ocean Swim Series* and netball: *ANZ Netball*; equestrian, *Horse of the Year*; and multisports: *Contact Tri TV* and the NZ segments of the *Skoda Game On* series.

TV3 played 234 hours in 2010 (151 hours in 2009). *Sports Tonight* and the weekend *3 Sport* specials such as *NZ Motorsport Summer Series* made up the majority of the sports hours on TV3, along with the New Zealand races in the *V8 Supercars Australia*. TV3's sports programming also included the *HSBC Golf Club*, *Push Play*, *ITM Fishing Show* and *Outdoors with Geoff*.

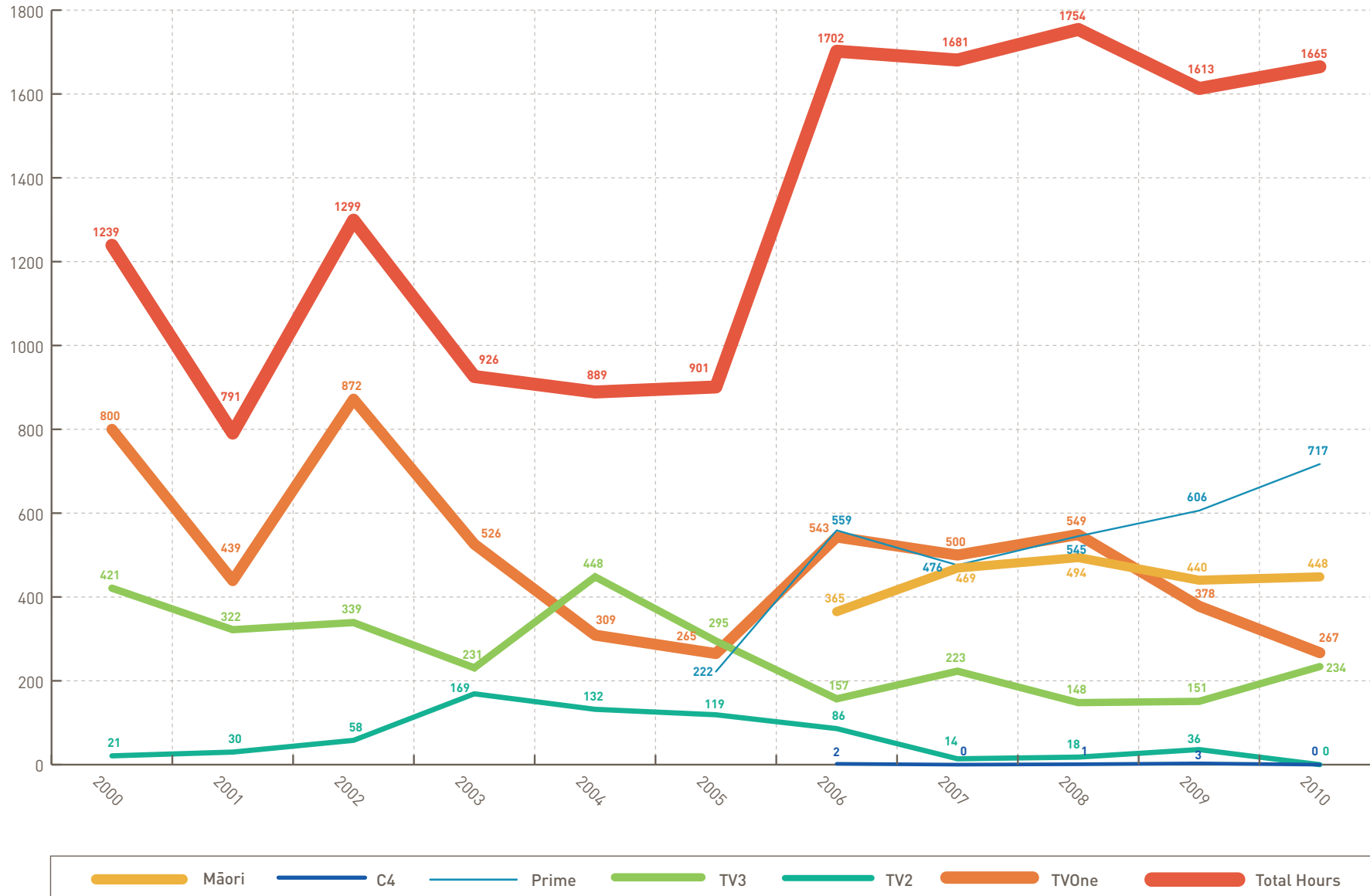
Prime's local sports hours continue to rise: 717 hours in 2010 (606 hours in 2009, 545 hours in 2008). Prime's total sports hours represent 67% of the channel's local content (72% in 2009) and featured mainly cricket, rugby and league. Rugby started before the cricket season had finished with the *Rugby Super 14* games starting in February, the same month as the *Cricket 20/20* and *One Day Internationals*. New series included *All in the Games* and *The Crowd Goes Wild On Ice*. *Westpac Halberg Awards* screened and *Toyota Grassroots Rugby* were part of the schedule. *Black Magic Fishing*, *Off the Ropes* and *The Crowd Goes Wild* are returning shows. In October Prime screened the Commonwealth Games which resulted in a boost in its total sporting hours.

There was no local sport on TV2 or C4 in 2010.

Among its 448 hours of sports Māori Television screened *Mt Maunganui Touch Invitationals*, *Waka Ama National Sprint Champs*, the NZ matches in *Manly Night Football*, and later in the year *Beach Volleyball*. Returning series were *Ngati NRL* and *Jam Session*. Repeated series included *Toi Whakaari* and *Hyundai Summer of Surfing*. Waka Ama, Rugby league, basketball and boxing are major sports on Māori Television accounting for the majority of their 448 hours.

FIG 36 TOTAL NZ SPORTS HOURS BY CHANNEL

24 hour clock measured from 1989 to 2003. 18 hour clock since 2003. Prime TV added 2005. C4 and Māori Television added 2006.



PART 8: FREEVIEW CHANNELS: TVNZ 6 & 7



This is the third year we have listed data supplied by TVNZ for the Freeview channels. The data is not verified by this agency.

TVNZ 6 and TVNZ 7 are advertising-free channels funded by the government and broadcast on the Freeview platform.

TVNZ 6 launched on 30 September 2007 and has programming divided across three services: *TVNZ Kidzone*, *TVNZ Family* and *TVNZ Showcase*.

TVNZ 7 launched in March 2008 and features new documentaries (with 10 minute bulletins on the hour and an hour long evening bulletin), current affairs and commentary shows.

Many NZ On Air funded programmes have a second screening on Freeview, after the first screening on TV One or TV2.

SKY TELEVISION

This survey does not include local content screened on pay television channels.

REGIONAL CHANNELS

Over the past 16 years, regional television broadcasting has been playing an increasingly significant role in the country's broadcast tapestry. Channels are spread from Kaitia to Invercargill, each reflecting the nature of the local communities they serve.

NZ On Air provides some funding for programmes made for regional channels. Many programmes funded by this agency have repeat screenings on the 10 regional channels round the country.

However this survey does not include local content screened on regional channels.

FIG 37 ALL LOCALLY PRODUCED CONTENT ON TVNZ 6

TVNZ 6	Jan - Mar 10		Apr - Jun 10		Jul - Sep 10		Oct - Dec 10		TOTAL 2010	
	All hours	Peak	All hours	Peak	All hours	Peak	All hours	Peak	All hours	Peak
Arts / Music	7.6	4.3	8.6	4.4	8.0	3.8	7.8	4.0	32.0	16.5
Children's Drama	33.4	33.4	36.3	36.3	34.4	34.7	28.0	28.0	132.0	132.4
Children's Factual	45.8	45.8	21.5	21.5	54.5	56.5	74.4	74.4	196.3	198.3
Current Affairs										
Documentary	5.4	5.4	2.6	1.7	1.7	1.7	0.0	0.0	9.6	8.8
Drama	121.8	60.8	118.3	59.3	114.2	55.1	120.5	60.2	474.8	235.4
Entertainment	33.0	0.0	80.2	24.9	59.8	0.0	58.6	3.4	231.7	28.3
Factual	151.2	113.5	121.7	104.3	127.6	110.9	106.8	87.8	507.3	416.5
Features	0.0	0.0	0.0	0.0	0.0	0.0	0.0	0.0	0.0	0.0
Māori	10.5	10.5	0.5	0.5	0.0	0.0	0.0	0.0	11.0	11.0
News										
Pre-school	546.5	0.0	576.5	0.0	575.0	0.0	585.3	0.0	2283.3	0.0
Sport										
TOTAL HOURS									3878.0	1047.1
Total Broadcast Hours									6570	1642
NZ Content %									59%	64%

FIG 37 ALL LOCALLY PRODUCED CONTENT ON TVNZ 7

TVNZ 7	Jan - Mar 10		Apr - Jun 10		Jul - Sep 10		Oct - Dec 10		TOTAL 2010	
	All hours	Peak	All hours	Peak	All hours	Peak	All hours	Peak	All hours	Peak
Arts / Music	75.0	25.0	65.0	21.7	59.2	20.0	46.0	13.3	245.1	80.0
Children's Drama										
Children's Factual										
Current Affairs	316.2	45.0	305.8	44.2	341.2	51.6	371.5	51.2	1334.7	192.0
Documentary	0.0	0.0	5.8	2.0	0.0	0.0	5.0	1.7	10.8	3.7
Drama										
Entertainment										
Factual	139.5	37.0	155.4	38.3	139.6	38.3	171.5	47.7	605.9	161.3
Features										
Māori	173.3	72.9	153.3	64.2	169.6	71.1	189.1	81.6	685.3	289.7
News	502.5	150.0	496.0	151.7	513.7	153.3	474.1	144.3	1986.2	599.2
Pre-school										
Sport	0	0	71.57	15.83	46.07	5.00	0	0.00	117.6	20.8
TOTAL HOURS									4985.7	1346.6
Total Broadcast Hours									6577.5	1642.5
NZ Content %									76%	82%



RADIRADIRAH | TV3

APPENDIX 1: NOTES ON METHODOLOGY



1. There has been a change in Methodology in 2010. The report is now a more accurate reflection of actual broadcast content as the data is now captured electronically.
2. For the six free-to-air channels (TV One, TV2, TV3, Prime, C4 and Māori Television), data from the Nielsen Media ratings software, Arianna, is used to list all New Zealand made programming. This allows for all scheduling changes and unlisted short filler programmes to be included in the survey.
3. The Nielsen Media data is compared with Listener programme billings and any significant variance is investigated.
4. Programmes have, in most cases, been counted according to the amount of New Zealand content within the programme. For example, the series *20/20* is recorded as containing one third of an hour of New Zealand content as on average it has two overseas stories and one New Zealand-produced story. There is a degree of arbitrariness to these allocations, but the emphasis is on consistency so trends can be observed.
5. Sports programmes are the main example of programmes that fluctuate significantly from advertised length and content. The new methodology has allowed for greater accuracy around the New Zealand content. While there is still a degree of arbitrariness around some allocations for sporting programmes, most overseas productions not involving a New Zealand team have been removed and most New Zealand-produced sporting programmes have been able to be counted to the minute.
6. If a programme straddles prime time and off-peak it is counted as prime time if the majority of the programme screens in prime time. For example, if a programme begins screening at 9.15pm and concludes at 10.15pm, it is counted as one hour of prime time.
7. When a repeated programme screens in prime time, it is counted as a prime time programme and as a repeated programme. This is a change in methodology from previous years as Prime time hours plus Repeated hours plus Off-peak hours equalled Total hours. For this report Prime time hours plus Off-peak hours equal Total hours, and Repeated hours plus First-Run hours equal Total hours. This is due to a change in network scheduling where it is becoming more common for repeated programming to screen during prime time.
8. Programmes are no longer counted as whole hours or half hours. Instead they are counted from the minute the programme starts to the minute the programme ends. This does include the length of advertising and promotion breaks (as with previous years) but means that significant length variation is noted. This has particularly affected morning repeated programming, for example *Campbell Live* is 30 minutes when screened at 7pm, but sometimes 25 minutes when repeated the next morning.
9. C4 is given a Music Video Allowance of 2 hours per day of local content music videos. In previous reports this has been counted as prime time content, but it is counted as off-peak content in the current report. The Music Video Allowance continues to be counted as first-run programming due to the difficulty in ascertaining the correct first-run to repeat split, and the number of locally produced linking segments which are included in this allowance.

-
10. First-run programmes mean programmes that are appearing on a free-to-air national network for the first time. If a programme screened on C4 first, and was then repeated on TV3, the latter screenings are counted as a repeat. Previous screenings on pay television, regional television, or freeview stations are not counted.
 11. New Zealand content is classified as material which is both predominantly made in New Zealand and which reflects New Zealand identity and culture. Thus programmes which are made in New Zealand with no New Zealand flavour are not counted. Neither are programmes about New Zealand but made for foreign television channels.
 12. Hours are measured and reported on an 18 hour clock (as introduced in the 2003 report).
 13. Programme hours are divided into nine genre categories. In the first instance the broadcaster designates the genre to AGB Nielsen Media, and these genre designations are generally followed unless it is decided that the programme really does not fit with the designated genre. The categories are:

CHILDREN'S

Programmes which use New Zealand presenters to provide links between cartoons and other overseas material, or which have a minority of New Zealand content are classified by the amount of New Zealand content only. Programmes which contain some overseas content but have a majority of New Zealand content are fully classified as New Zealand programmes. Programmes with a Te Reo soundtrack but otherwise overseas content are not included as New Zealand content.

CHILDREN'S DRAMA

Scripted drama made for young people.

DRAMA/COMEDY

New Zealand-made Drama/Comedy, other than Drama made for children.

DOCUMENTARIES

One-off documentaries and series in a non-magazine format.

ENTERTAINMENT

Game shows, music programmes (classical to rock), music videos, quizzes, competitions, and light entertainment shows.

INFORMATION

A wide range of programme types, generally with a magazine format and/or an information flavor, as opposed to an entertainment or competitive purpose. Examples include series such as *Kai Time on the Road*; spiritual series such as *My God*; leisure and lifestyle series such as *Gone Fishin'*; and special interest series such as *Attitude*.

MĀORI PROGRAMMES

Programmes made for a general audience, such as *Marae*, *Waka Huia* and *Te Karere*, are counted in this category. No programmes broadcast on Māori Television are counted in this genre.

NEWS/CURRENT AFFAIRS

This comprises all New Zealand-produced News/Current Affairs programmes. For programmes which are a mixture of New Zealand and overseas material, such as *60 Minutes*, only the New Zealand portion is counted.

SPORTS

This category includes all programmes packaged and produced in New Zealand. Where New Zealand teams are playing in overseas events it can continue to be classified as a New Zealand programme.

APPENDIX 2: 2010 MASTER SPREADSHEET



TV ONE LOCAL CONTENT HOURS 2010

Category	Off peak	Prime	1st Run	Repeat	Total (18 hour)	Total (24 hour)
Children's					0	0
Children's Drama					0	0
Documentaries	174.01	81.77	121.89	133.89	255.78	283.15
Drama/Comedy	1.62	19.39	19.26	1.75	21.01	33.26
Entertainment	34.01	15.13	26.39	22.75	49.14	58.39
Information	917.55	66.38	832.27	151.66	983.93	995.78
Māori Programmes	236.42	3	207.01	32.41	239.42	403.35
News/Current Affairs	1122.26	467.33	1576.09	13.5	1589.59	1589.59
Sports	254.88	11.64	266.52		266.52	269.39
Total NZ Broadcast time	2740.75	664.64	3049.43	355.96	3405.39	3632.91
Total Broadcast time	5710	1460	6570	6570	6570	8760
NZ Content % of Total	53.64%	45.52%	46.41%	5.42%	51.83%	41.47%

TV2 LOCAL CONTENT HOURS 2010

Category	Off peak	Prime	1st Run	Repeat	Total (18 hour)	Total (24 hour)
Children's	371.52		214.64	156.88	371.52	400.53
Children's Drama	35.38		19.5	15.88	35.38	42.39
Documentaries		4.5	4.5		4.5	24.41
Drama/Comedy	251.52	140	162.13	229.39	391.52	395.65
Entertainment	28	10.13	16.12	22.01	38.13	73.53
Information	30.77	59.76	62.26	28.27	90.53	198.53
Māori Programmes	73.52		45.39	28.13	73.52	100.27
News/Current Affairs		10.35	10.35		10.35	18.44
Sports					0	0
Total NZ Broadcast time	790.71	224.74	534.89	480.56	1015.45	1253.75
Total Broadcast time	5710	1460	6570	6570	6570	8760
NZ Content % of Total	15.47%	15.39%	8.14%	7.31%	15.46%	14.31%

TV3 LOCAL CONTENT HOURS 2010

Category	Off peak	Prime	1st Run	Repeat	Total (18 hour)	Total (24 hour)
Children's	134.51		134.51		134.51	134.51
Children's Drama					0	0
Documentaries	18.02	11	12.14	16.88	29.02	29.02
Drama/Comedy	7	37.64	37.39	7.25	44.64	45.77
Entertainment	24.76	22.51	41.39	5.88	47.27	48.02
Information	185.8	93	206.64	72.16	278.8	294.3
Māori Programmes	44.77		43.89	0.88	44.77	44.77
News/Current Affairs	590.39	476.34	941.84	124.89	1066.73	1066.73
Sports	233.66		215.91	17.75	233.66	240.16
Total NZ Broadcast time	1238.91	640.49	1633.71	245.69	1879.4	1903.28
Total Broadcast time	5710	1460	6570	6570	6570	8760
NZ Content % of Total	24.24%	43.87%	24.87%	3.74%	28.61%	21.73%

PRIME TV LOCAL CONTENT HOURS 2010

Category	Off peak	Prime	1st Run	Repeat	Total (18 hour)	Total (24 hour)
Children's					0	0
Children's Drama					0	0
Documentaries	4.63	30	19.63	15	34.63	34.63
Drama/Comedy		5.63	3.63		5.63	5.63
Entertainment	6.76	10.5	11	6.26	17.26	17.26
Information	86.38	26.76	79.63	33.51	113.14	113.39
Māori Programmes					0	0
News/Current Affairs	172.76	12	173.13	11.63	184.76	184.76
Sports	518.86	198.41	594.64	122.63	717.27	905.41
Total NZ Broadcast time	789.39	283.3	881.66	189.03	1072.69	1261.08
Total Broadcast time	5710	1460	6570	6570	6570	8760
NZ Content % of Total	15.45%	19.4%	13.42%	2.88%	16.33%	14.40%

C4 LOCAL CONTENT HOURS 2010

Category	Off peak	Prime	1st Run	Repeat	Total (18 hour)	Total (24 hour)
Children's					0	0
Children's Drama					0	0
Documentaries	6.38	2.38	7.88	0.88	8.76	8.76
Drama/Comedy	3	8	3	8	11	11
Entertainment	837.08	30.16	810.74	56.5	867.24	867.24
Information		17.26	2.88	14.38	17.26	17.26
Māori Programmes					0	0
News/Current Affairs					0	0
Sports					0	0
Total NZ Broadcast time	846.46	57.8	824.5	79.76	904.26	904.26
Total Broadcast time	3441	1460	4901	4901	4901	4901
NZ Content % of Total	24.60%	3.96%	16.82%	1.26%	18.45%	18.45%

MĀORI TELEVISION LOCAL CONTENT HOURS 2010

Category	Off peak	Prime	1st Run	Repeat	Total (18 hour)	Total (24 hour)
Children's	310.89	33.51	57.39	287.01	344.4	344.4
Children's Drama					0	0
Documentaries	124.9	235.01	198.18	161.73	359.91	359.91
Drama/Comedy	21.26	21.39	21.89	20.76	42.65	42.65
Entertainment	83.27	175.89	144.64	114.52	259.16	259.16
Information	362.26	334.26	367.14	329.38	696.52	696.52
Māori Programmes					0	0
News/Current Affairs	235.26	218.26	252.26	201.26	453.52	455.02
Sports	266.41	181.26	255.27	192.4	447.67	448.17
Total NZ Broadcast time	1404.25	1199.58	1296.77	1307.06	2603.83	2605.83
Total Broadcast time	1658.1	1460	3118.1	3118.1	3118.1	3119.2
NZ Content % of Total	84.69%	82.16%	41.59%	41.92%	83.51%	83.54%

ALL CHANNEL 2010 TOTALS

Category	Total 2010 (24 Hour)	Total 2010 (18 Hour)	Prime 2010	Off Peak 2010	Repeat 2010	1st Run 2010
Children's	879.44	850.43	33.51	816.92	443.89	406.54
Children's Drama	42.39	35.38	0	35.38	15.88	19.5
Documentaries	739.88	692.6	364.66	327.94	328.38	364.22
Drama/Comedy	533.96	516.45	232.05	284.4	269.15	247.3
Entertainment	1323.6	1278.2	264.32	1013.88	227.92	1050.28
Information	2315.78	2180.18	597.42	1582.76	629.36	1550.82
Māori Programmes	548.39	357.71	3	354.71	61.42	296.29
News/Current Affairs	3314.54	3304.95	1184.28	2120.67	351.28	2953.67
Sports	1863.13	1665.12	391.31	1273.81	332.78	1332.34
Total NZ Broadcast Time	11561.11	10881.02	3070.55	7810.47	2660.06	8220.96
Total Broadcast Time	43999.2	34299.1	8760	25539.1	34299.1	34299.1
NZ Content % of Broadcast Time	26.28%	31.72%	35.05%	30.58%	7.76%	23.97%
Total NZ Broadcast Time excluding News	8246.57	7576.07	1886.27	5689.8	2308.78	5267.29
Total Broadcast Time	43999.2	34299.1	8760	25539.1	34299.1	34299.1
NZ Content % of Broadcast Time excluding news	18.74%	22.09%	21.53%	22.28%	6.73%	15.36%

APPENDIX 3: NZ ON AIR FUNDED PROGRAMMES 2010

(18 HOUR CLOCK TIME FROM
6.00AM TO 12PM)



TV ONE NZ ON AIR CONTENT HOURS 2010

Category	Off peak	Prime	1st Run	Repeat	Total
Children's	0	0	0	0	0
Children's Drama	0	0	0	0	0
Documentaries	109.89	45.14	80.39	74.64	155.03
Drama/Comedy	1.62	19.39	17.38	3.63	21.01
Entertainment	12.14	2	10.26	3.88	14.14
Information	147.03	16.38	128.01	35.4	163.41
Māori Programmes	0	3	3	0	3
News/Current Affairs	1.5	0	3	-1.5	1.5
Sports	0	0	0	0	0
Total NZ Broadcast time	272.18	85.91	242.04	116.05	358.09
Total Broadcast time					6570
NZ Content % of Total	4.14%	1.31%	3.68%	1.77%	5.45%

TV2 NZ ON AIR CONTENT HOURS 2010

Category	Off peak	Prime	1st Run	Repeat	Total
Children's	322.52	0	203.78	118.74	322.52
Children's Drama	35.38	0	19	16.38	35.38
Documentaries	0	0	0	0	0
Drama/Comedy	27.13	15	27.13	15	42.13
Entertainment	16.13	4	9	11.13	20.13
Information	10.02	0	44.63	-34.61	10.02
Māori Programmes	35.28	0	35.28	0	35.28
News/Current Affairs	1.5	0	0	1.5	1.5
Sports	0	0	0	0	0
Total NZ Broadcast time	447.96	19	338.82	128.14	466.96
Total Broadcast time					6570
NZ Content % of Total	6.82%	0.29%	5.16%	1.95%	7.11%

TV3 NZ ON AIR CONTENT HOURS 2010

Category	Off peak	Prime	1st Run	Repeat	Total
Children's	134.51	0	134.51	0	134.51
Children's Drama	0	0	0	0	0
Documentaries	15.64	6	5.76	15.88	21.64
Drama/Comedy	7	34.26	32.01	9.25	41.26
Entertainment	21.13	20.51	36.26	5.38	41.64
Information	29.77	24.5	39.14	15.13	54.27
Māori Programmes	0	0	0	0	0
News/Current Affairs	74.52	0	37.76	36.76	74.52
Sports	14.88	0	13.38	1.5	14.88
Total NZ Broadcast time	297.45	85.27	298.82	83.9	382.72
Total Broadcast time					6570
NZ Content % of Total	4.53%	1.30%	4.55%	1.28%	5.83%

PRIME NZ ON AIR CONTENT HOURS 2010

Category	Off peak	Prime	1st Run	Repeat	Total
Children's	0	0	0	0	0
Children's Drama	0	0	0	0	0
Documentaries	3.5	29	18.5	14	32.5
Drama/Comedy	0	0	0	0	0
Entertainment	1.88	1	0	2.88	2.88
Information	0	0	0	0	0
Māori Programmes	0	0	0	0	0
News/Current Affairs	1.63	0	0	1.63	1.63
Sports	13.38	1.5	13.38	1.5	14.88
Total NZ Broadcast time	20.39	31.5	31.88	20.01	51.89
Total Broadcast time					6570
NZ Content % of Total	0.31%	0.48%	0.49%	0.30%	0.79%

C4 NZ ON AIR CONTENT HOURS 2010

Category	Off peak	Prime	1st Run	Repeat	Total
Children's	0	0	0	0	0
Children's Drama	0	0	0	0	0
Documentaries	6.38	2.38	7.88	0.88	8.76
Drama/Comedy	3	5.5	3	5.5	8.5
Entertainment	777.04	22.08	762.89	36.23	799.12
Information	0	0	0	0	0
Māori Programmes	0	0	0	0	0
News/Current Affairs	0	0	0	0	0
Sports	0	0	0	0	0
Total NZ Broadcast time	786.42	29.96	773.77	42.61	816.38
Total Broadcast time					4901
NZ Content % of Total	16.05%	0.61%	15.79%	0.87%	16.66%

MĀORI TELEVISION NZ ON AIR CONTENT HOURS 2010

Category	Off peak	Prime	1st Run	Repeat	Total
Children's	1.13	0	0	1.13	1.13
Children's Drama	0	0	0	0	0
Documentaries	13.75	26.51	22.88	17.38	40.26
Drama/Comedy	8.63	9.38	9.88	8.13	18.01
Entertainment	13	3	2.5	13.5	16
Information	31.4	17	19.01	29.39	48.4
Māori Programmes	0	0	0	0	0
News/Current Affairs	0	0	0	0	0
Sports	0	0	0	0	0
Total NZ Broadcast time	67.91	55.89	54.27	69.53	123.8
Total Broadcast time					3118.1
NZ Content % of Total	2.18%	1.79%	1.74%	2.23%	3.97%



NZ On Air
Hirangi Te Moutu
MAKING TRACKS | C4 SHOW

APPENDIX 4: ALL LOCAL PROGRAMMES SCREENED 2010

(24 HOUR CLOCK TOTAL HOURS BY MONTH)



Please note (R) indicates where broadcasters chose to call the programme a repeat. NZ On Air defines more programmes as repeats, for example Pukana screens first on TV3 and is then repeated on Māori Television. Its Māori Television broadcast is the first time it has screened on Māori Television and therefore has no (R) sign, but it is the second time it has screened on free-to-air television and is included in the total figures of repeated programmes in this report.

JANUARY	TOTAL HOURS
TV ONE	301.29
Documentaries	52.63
Attitude	1.75
Attitude (R)	1.50
Borderline (R)	2.00
Frontier of Dreams (R)	4.38
Get A Life Coach (R)	0.88
Ice (Doco) (R)	1.50
Intrepid Journeys(R)	11.00
Jonah - Dare to Dream	1.38
Kiwis at War (R)	0.50
National Bank Country Calen(R)	13.00
Outdoor Escapes(R)	0.50
Real Crime	1.00
Search & Rescue (R)	1.50
Seven Worlds Collide	0.88
South (R)	1.00
The Zoo	1.00
The Zoo (R)	5.50
The Zoo: This Is Your Life	1.50
Wicked Weather (R)	1.88
Drama/Comedy	5.88
Orange Roughies (R)	4.00
Show Of Hands	1.88
Entertainment	6.00
Auction House (R)	2.25
Best in Show(R)	2.00
Hunger for the Wild (R)	0.50
Stars in Their Eyes NZ (R)	1.25

Information	34.88	News/Current Affairs	82.92
A Taste Of Home (R)	1.50	Best of Breakfast	1.00
Dog Squad	0.50	Breakfast	24.00
Ground Rules (R)	0.50	Close Up	5.00
How Clean is Your House? (R)	2.50	NZI Business	2.50
Minority Voices	2.50	NZI Business Weekend	0.50
Mucking In (R)	3.88	One News	31.00
My God	2.00	ONE News 4:30	3.75
New Zealand On A Plate (R)	1.00	ONE News Midday	5.00
Piha Rescue(R)	3.00	Sunday(PM)	0.67
Praise Be (R)	0.50	Tonight	9.50
Q+A	1.00	Sports	86.75
Rapid Response (R)	2.50	ONE Sport	2.38
Tagata Pasifika	2.00	One Sport Motorsport	2.50
Tagata Pasifika(R)	2.00	Tennis ASB Bank Classic	40.88
Taste New Zealand(R)	5.50	Tennis Heineken Open Mens	41.00
The Inspectors	0.50	TV2	53.25
The School of Success (R)	2.00	Children's	18.00
Your Money Sorted (R)	1.50	Cool Kids Cooking (R)	0.63
Māori	32.25	Jandals Away	0.88
Marae Summer Season	2.38	Jandals Away (R)	2.88
One Land	3.00	Jane and the Dragon (R)	4.00
Te Karere	11.25	Puzzle Inc (R)	1.88
Te Karere (AM)	0.75	Staines Down Drains (R)	2.63
Te Karere (R)	9.88	The Go Show (R)	3.75
Waka Huia	2.00	The Wot Wots (R)	0.63
Waka Huia (R)	3.00	Zip and Mac(R)	0.75

Drama/Comedy	22.88	Information	21.50
Black Sheep	1.75	@Seven	8.00
Rain	1.63	Downsize Me (R)	1.00
Shortland Street	5.00	Impact for Life	4.50
Shortland Street (Midday)	10.50	Missing Pieces	0.50
Shortland Street Omnibus	4.00	Running with Fire	2.50
Entertainment	5.75	Target(Doco)	0.50
Dare to Win	1.00	The Big Stuff (R)	0.88
One Night Only	3.25	The Kitchen Job (R)	3.63
The Singing Bee (R)	1.50	Māori	4.38
Information	2.13	Pukana	3.50
Just the Job (R)	2.13	Pukana (R)	0.88
Māori	4.50	News/Current Affairs	70.50
Korero Mai (R)	4.50	3 News	31.00
TV3	137.88	3 News at 12	5.00
Documentaries	9.88	ASB Business	5.00
Emergency Heroes	1.00	Campbell Live	2.50
Emergency Heroes (R)	2.00	Nightline	7.00
Open Door	1.13	Sunrise	20.00
Play It Strange (R)	0.75	Sports	26.25
What's Really In Our Food (R)	5.00	3 Sport	3.00
Drama/Comedy	4.63	NZ Motorsport Summer Series	10.75
A Thousand Apologies (R)	0.75	Outdoors with Geoff	2.50
Aftershock	2.00	Outdoors With Geoff (R)	1.50
Eagle Vs Shark	1.88	Sports Tonight Best of 2009	0.50
Entertainment	0.75	The ITM Fishing Show	2.50
Smokefree Rockquest 2009 (R)	0.75	The ITM Fishing Show(R)	5.50

PRIME	78.38	MĀORI TV	214.75
Documentaries	2.00	Children's	26.13
Extraordinary Kiwis (R)	2.00	Nga Kararehe Toa	1.13
Entertainment	3.00	Nga Whakaaturanga a Whiti raua	0.00
Our Place	0.50	Nga Whakatauki	0.00
Our Place (R)	1.00	Pukana	4.00
Ultimate Guinness World Record	1.50	Tau Ke- Pukoro (R)	1.50
Information	12.13	Tau Ke-Miharo	1.00
Destiny Church New Zealand	3.00	Tau Ke-Miharo (R)	9.50
Get Growing with New Zealand G	2.00	Tau Ke-Pukoro (R)	9.00
House of the Year	1.00	Documentaries	33.50
House Of The Year (R)	1.13	E Tu Kahikatea	1.50
Impact for Life	2.50	E Tu Kahikatea (R)	0.50
Running with Fire	2.50	Hunting Aotearoa	1.00
News/Current Affairs	15.50	Hunting Aotearoa (R)	0.50
Prime News(NZ)	15.50	Iti Pounamu	2.00
Sports	45.75	Kia Ora Ni Hao (R)	2.00
All In The Games	2.50	Korero A-Iwi(R)	2.00
Black Magic Tackle Fishing NZ	0.50	Maumahara(R)	2.50
Cricket Twenty20 HRV Cup	3.88	Nga Ripo(R)	1.00
Fishing NZ	2.00	Nga Waiata O Te Iwi (R)	2.00
Off The Ropes	2.50	Ngati Tumatauenga (R)	2.00
Sport Box	8.75	NZ Documentary	1.00
The Crowd Goes Wild	5.50	NZ Documentary (R)	4.00
The Crowd Goes Wild (R)	20.13	Taku Wahine Purotu (R)	1.00
		Tamaiti (R)	1.00
		Te Haukainga	1.50
		Te Pataka Korero	2.00
		Te Taua Moana (R)	1.50
		The New Migration	0.50
		Waka Huia (R)	4.00

Drama/Comedy	7.50	Information	45.50
Bus Stop (R)	0.25	Arero (R)	1.50
Taking the Waewae Express	1.75	Aunty Moves In (R)	2.00
Taua	0.25	Bring It On	2.00
Taua (R)	0.25	Freestyle	0.50
The Market (R)	2.50	Freestyle (R)	0.50
TOA-Toa O Aotearoa	1.00	Haa (R)	3.00
TOA-Toa O Aotearoa (R)	1.50	Kai Ora (R)	0.50
Entertainment	28.75	Kai Time On the Road	2.00
Bassline	1.00	Kete Aronui	2.00
Bassline (R)	4.00	Kiwi Maara (R)	3.00
He Matapihi (R)	0.25	Korero Mai (R)	7.50
Homai Te Pakipaki Special (R)	0.50	Manu Korero (R)	0.50
It's In The Bag (R)	2.50	Matatahi (R)	2.50
KupuHuna (R)	9.50	Meke My Waka (R)	1.00
Late Night Lips (R)	2.00	School Of Hard Knocks	1.00
Marae DIY(R)	2.00	School of Hard Knocks (R)	0.50
Search4Stars (R)	1.50	Tagata Pasifika	2.50
Tautohetohe	3.00	Tatai Hono (R)	1.50
Tautohetohe (R)	1.00	Toku Reo(R)	4.00
Waiata Māori Music Awards (R)	1.50	Whatukura (R)	7.50
		News/Current Affairs	34.00
		Native Affairs	3.00
		Te Kaea	15.50
		Te Kaea (R)	15.50

		FEBRUARY	TOTAL HOURS
Sports	39.38		
Breakers NBL	8.00		
Breakers NBL (R)	3.88		
Hyundai Summer of Surfing (R)	2.00		
Jam Session	2.00		
Māori Touch Nationals	2.00		
MT Maunganui Touch Invitationa	2.00		
Ngati NRL	0.50		
Te Hikoi Mahanga (R)	0.50		
Toi Whakaari (R)	10.50		
Waka Ama National Sprint Champ	5.50		
Waka Ama Sprint National Highl	2.50		
C4	77.05		
Drama/Comedy	2.00		
Bro Town (R)	2.00		
Entertainment	74.55		
Big Day Out 04	1.00		
Big Day Out 2007	1.00		
Big Day Out 2008	1.00		
Big Day Out 2009	1.00		
HomeGrown(Thu)	4.00		
HomeGrown(Tue)	3.75		
Music video allocation	62.00		
The Official NZ Top 40 Music	0.80		
Information	0.50		
Gin (R)	0.50		
JANUARY GRAND TOTAL	862.59		
		FEBRUARY	TOTAL HOURS
		TV ONE	292.25
		Documentaries	23.00
		Attitude (R)	2.13
		Beyond The Darklands	3.00
		Borderline (R)	0.50
		Frontier of Dreams (R)	3.50
		Ice (Doco) (R)	1.00
		Journey To Hell	0.88
		Leigh Hart's Mysterious Planet	3.00
		National Bank Country Calen(R)	1.50
		National Bank Country Calendar	1.50
		NZ Up For Grabs (R)	1.00
		Racing For Possum (R)	1.00
		Real Crime	1.00
		The Zoo	2.00
		Try Revolution (R)	1.00
		Drama/Comedy	3.75
		Orange Roughies (R)	3.75
		Entertainment	2.00
		Best in Show(R)	2.00

Information	73.50	Sports	26.50
Asia Downunder	0.50	Contact Tri TV	2.38
Asia Downunder(R)	1.00	IRB Sevens World Series	16.25
Dog Squad	2.00	Kartsport	1.00
Good Morning	45.00	NZ Festival of Motor Racing	0.88
How Clean is Your House? (R)	1.50	ONE Sport	1.00
MasterChef New Zealand	4.00	One Sport Motorsport	2.50
MasterChef New Zealand (R)	1.00	Sovereign New Zealand Ocean Sw	0.38
Minority Voices	0.50	Summer Thunder	1.63
Mucking In (R)	1.88	The Dirt	0.50
My God	1.50	Māori	32.63
New Zealand On A Plate (R)	1.50	Marae	1.50
Piha Rescue(R)	1.50	Marae Summer Season	1.50
Q+A	4.00	Te Karere	13.50
Rapid Response (R)	1.50	Te Karere (AM)	0.38
Tagata Pasifika	2.00	Te Karere (R)	11.63
Tagata Pasifika(R)	1.63	Waka Huia	3.00
The Inspectors	2.00	Waka Huia (R)	1.13
Your Money Sorted (R)	0.50		
News/Current Affairs	130.88		
Best of Breakfast	2.00		
Breakfast	49.88		
Close Up	10.00		
NZI Business	10.00		
NZI Business Weekend	2.00		
One News	28.00		
ONE News 4:30	7.50		
ONE News Midday	10.50		
Sunday(PM)	1.00		
Tonight	10.00		

TV2	91.50	TV3	151.58
Children's	31.00	Documentaries	3.50
Cool Kids Cooking	0.13	Emergency Heroes	1.00
Cool Kids Cooking (R)	0.38	Emergency Heroes (R)	1.00
Let's Get Inventin	1.50	Open Door	1.50
Let's Get Inventin (R)	0.88	Information	15.50
Puzzle Inc (R)	2.50	Impact for Life	3.50
Small Blacks TV (R)	1.50	Missing Pieces	2.00
Staines Down Drains (R)	7.13	Missing Pieces (R)	1.00
The Go Show (R)	3.00	Nestle New Zealand's Hottest H	4.00
The Wot Wots (R)	0.50	Running with Fire	2.00
WNTV	4.00	Target(Doco)	2.00
Jane and the Dragon	9.50	Target(Doco) (R)	1.00
Children's Drama	5.50	News/Current Affairs	109.58
Time Trackers (R)	5.50	3 News	28.00
Drama/Comedy	36.63	3 News at 12	10.00
Go Girls (R)	8.00	60 Minutes	1.33
Shortland Street	10.00	ASB Business	10.00
Shortland Street (Midday)	10.00	Campbell Live	10.00
Shortland Street Omnibus	7.63	Nightline	10.13
The Pitz (R)	0.50	Sunrise	40.13
Who's Ya Mate (R)	0.50	Sports	19.50
Entertainment	2.00	HSBC Golf Club	1.50
The Singing Bee (R)	2.00	NZ Motorsport Summer Series	7.00
Information	11.88	Outdoors with Geoff	2.00
Just the Job (R)	0.88	Outdoors With Geoff (R)	2.00
Police Ten 7	1.50	Sports Tonight	5.00
Police Ten 7 (R)	1.50	The ITM Fishing Show	2.00
Sensing Murder	4.50	Māori	3.50
The Apprentice New Zealand	2.00	Pukana	3.50
Treasure Island (R)	1.50		
Māori	4.50		
Korero Mai (R)	4.50		

PRIME	66.88	Māori TV	200.25
Documentaries	0.50	Children's	25.50
Extraordinary Kiwis (R)	0.50	Nga Kararehe Toa(R)	2.38
Information	4.00	Pukana	3.00
Destiny Church New Zealand	1.00	Tau Ke-Korero Ki Nga Kararehe(9.50
Get Growing with New Zealand G	2.00	Tau Ke-Miharo (R)	10.13
Impact for Life	0.50	Tau Ke-Pukoro (R)	0.50
Running with Fire	0.50	Documentaries	38.50
News/Current Affairs	7.00	Canvassing The Treaty	1.25
Prime News(NZ)	7.00	E Tu Kahikatea	0.50
Sports	55.38	E Tu Kahikatea (R)	1.50
All In The Games	0.50	Iti Pounamu	0.50
Black Magic Tackle Fishing NZ	0.50	Kaihoe Wahine (R)	1.50
Hyundai A-League (NZ)	2.75	Kaitiaki(R)	1.50
Intl Cricket 20/20	2.38	Korero A-Iwi(R)	1.00
Intl Cricket 20/20 H/L	1.00	Kotahi Te Ra: Waitangi Day	4.25
Intl Cricket ODI H/L	3.13	Lost In Translation (R)	5.00
Intl Cricket Test Highlights	1.50	Maumahara(R)	2.00
Off The Ropes	0.50	Nga Ripo(R)	2.00
Sport Box	1.75	Nga Waiata O Te Iwi (R)	0.50
Super 14 (NZ)	6.00	Ngati Tumatauenga (R)	2.00
The Crowd Goes Wild	5.50	NZ Documentary	1.00
The Crowd Goes Wild (R)	13.38	NZ Documentary (R)	3.00
The Crowd Goes Wild On Ice	15.00	Tangaroa With Pio	2.00
Westpac Halberg Awards	1.50	Te Haukainga	2.00
		Te Pataka (R)	0.50
		Te Pataka Korero	1.50
		Te Tepu	1.00
		Waka Huia (R)	4.00

Drama/Comedy	6.38	News/Current Affairs	35.00
Embers (R)	0.13	Native Affairs	4.00
Saturday Feature (R)	2.00	Te Kaea	14.00
The Freezer	0.13	Te Kaea (R)	14.00
The Market (R)	1.75	Waitangi Day	3.00
The Word	0.38	Sports	31.25
TOA-Toa O Aotearoa (R)	2.00	Breakers NBL	6.00
Entertainment	20.63	Breakers NBL (R)	5.75
Ardijah-The Timeless Tour	1.00	Jam Session	1.50
Bassline (R)	4.00	NBL Basketball	2.00
He Matapihi	0.38	Ngati NRL	2.00
He Matapihi (R)	0.25	Te Hikoi Mahanga (R)	2.00
It's In The Bag (R)	1.50	The World Indigenous Touch Cha	2.00
Māorioke	2.00	Toi Whakaari	0.50
Marae DIY(R)	4.00	Toi Whakaari (R)	9.50
Search4Stars (R)	2.00	C4	70.05
Tautohetohe	4.00	Drama/Comedy	2.00
The Great Debate	1.50	Bro Town (R)	2.00
Information	43.00	Entertainment	67.68
Arero (R)	1.50	C4 Goes To Vodafone Homegrown(1.38
Aunty Moves In (R)	2.00	HomeGrown(Thu)	4.00
Bring It On	0.50	HomeGrown(Tue)	4.00
Freestyle (R)	1.50	The Official NZ Top 40 Music	2.30
Kai Time On the Road	2.00	Music video allocation	56.00
Kete Aronui	2.00	Information	0.38
Korero Mai (R)	2.50	Gin (R)	0.38
Nga Whakatauki(R)	0.00	FEBRUARY GRAND TOTAL	872.51
School of Hard Knocks (R)	2.00		
Tagata Pasifika	1.50		
Toku Reo(R)	17.50		
Whatukura (R)	10.00		

MARCH	TOTAL HOURS		
TV ONE	333.98	Drama/Comedy	4.5
Documentaries	23.75	Orange Roughies (R)	4.5
Attitude	1.5	Entertainment	1
Attitude (R)	0.5	Best in Show(R)	1
Beyond The Darklands	2	Information	98
Borderline (R)	0.5	Asia Downunder	2
Deer Wars (R)	1.38	Dog Squad	2.5
Frontier of Dreams (R)	1.75	Good Morning	68.88
In The Wake Of The Rainbow War	0.88	How Clean is Your House? (R)	1.5
Leigh Hart's Mysterious Planet	3	Location Location Location(R)	0.5
National Bank Country Calen(R)	2	MasterChef New Zealand	5
National Bank Country Calendar	2	Mucking In (R)	1.5
Our Heritage(R)	0	My God	1
Real Crime	3.13	New Zealand On A Plate (R)	2
Rural Delivery	1	Piha Rescue(R)	1.5
The Nuclear Comeback (R)	1.38	Praise Be	1
The Unauthorised History Of NZ	0.75	Q+A	4
The Zoo	2	Rapid Response (R)	0.5
		Tagata Pasifika	2
		Tagata Pasifika(R)	1.63
		The Inspectors	2.5

News/Current Affairs	147.61	Māori	34.38
Best of Breakfast	2	Marae	1
Breakfast	56	Marae (R)	0.5
Close Up	11.5	Te Karere	12.75
Marae Summer Season	0.5	Te Karere (AM)	6.75
NZI Business	11.5	Te Karere (R)	9.38
NZI Business Weekend	2	Waka Huia	2
One News	31	Waka Huia (R)	2
ONE News 4:30	8.63	TV2	101.78
ONE News Middyay	11.5	Children's	20.13
Sunday(AM)	0.54	Let's Get Inventin	2
Sunday(PM)	1.32	Let's Get Inventin (R)	1.75
Tonight	11.13	Puzzle Inc (R)	2.88
Sports	24.75	Small Blacks TV	1
ANZ Netball	2.75	Small Blacks TV (R)	1
ANZ Netball Post Game	0.13	The Go Show (R)	2.63
ANZ Netball Pre Game	0.75	The Go Show Weekend	0.38
Castrol Supercross Championshi	1	The Wot Wots (R)	0.5
Contact Tri TV	2	WNTV	8
Horse of the Year	1	Children's Drama	7.38
IRB Sevens World Series	2.63	Paradise Cafe (R)	6.5
Louis Vuitton Trophy H/L	2.5	Time Trackers (R)	0.88
ONE Sport	6.5	Drama/Comedy	37.63
Sailing	4	Go Girls	2
Sovereign New Zealand Ocean Sw	0.5	Go Girls (R)	5
Summer Thunder	1	Shortland Street	11.5
		Shortland Street (Middyay)	11.5
		Shortland Street Omnibus	7.63

Entertainment	4.5	Information	23.38
Activate (R)	2	Carters Gone Fishin'	1.5
Matthew & Marc's Rocky Road to	0.5	City Impact Church	0.5
The Singing Bee (R)	2	Destiny Television	1
Information	26.13	Impact for Life	4
Ghost Hunt(R)	1.88	Missing Pieces	2.5
Illegal NZ	0.5	Missing Pieces (R)	2
Police College (R)	0.88	Nestle New Zealand's Hottest H	4
Police Ten 7	2	Pacific Beat St	0.38
Police Ten 7(R)	2	Running with Fire	2
Sensing Murder	3	Target(Doco)	2.5
Superstars of Treasure Island	4.25	Target(Doco) (R)	2
The Apprentice New Zealand	5	The Real Hustle New Zealand	1
Together Again (R)	2.63	News/Current Affairs	130.3
Treasure Island (R)	4	3 News	31
News/Current Affairs	0.4	3 News at 12	11.5
20/20 Special Edition	0.4	60 Minutes	3.3
Māori	5.63	ASB Business	11.5
Korero Mai (R)	5.63	Campbell Live	11.5
TV3	198.3	Nightline	11.5
Children's	14	Sunrise	46
Sticky TV	14	The Nation	2
Documentaries	1.13	The Nation(R)	2
Open Door	1.13	Sports	23.88
Drama/Comedy	2.13	3 Sport	0.5
Sione's Wedding	2.13	HSBC Golf Club	2
		Motorsport	4
		NZ Motorsport Summer Series	6
		Outdoors With Geoff (R)	2
		Push Play	1.5
		Sports Tonight	5.88
		The ITM Fishing Show	2

Māori	3.5	Māori TV	206.75
Pukana	3.5	Children's	27.63
PRIME	110.63	Nga Kararehe Toa	0.38
Documentaries	1.5	Nga Kararehe Toa(R)	1.25
Extraordinary Kiwis (R)	1	Pukana	4
Shane Cameron The Return	0.5	Tau ke-Jane and the Dragon(R)	8
Entertainment	0.5	Tau Ke-Korero Ki Nga Kararehe(5
Tom's Kitchen	0.5	Tau Ke-Miharo (R)	2.5
Information	7.5	Tau Ke-Pukoro (R)	6.5
Destiny Church New Zealand	2	Documentaries	28.5
Get Growing with New Zealand G	1.5	E Tu Kahikatea (R)	1
Impact for Life	2	Hunting Aotearoa	1
Running with Fire	2	Iti Pounamu	0.5
News/Current Affairs	14	Iti Pounamu (R)	1.5
Prime News(NZ)	14	Kaihoe Wahine	0.5
Sports	87.13	Kaihoe Wahine (R)	1.5
All In The Games	2	Kaitiaki(R)	1.5
Hyundai A-League (NZ)	2.5	Maumahara(R)	2
Intl Cricket ODI	16	Nga Ahurei O Te Raumati (R)	1.5
Intl Cricket ODI H/L	3	Ngati Tumatauenga (R)	1
Intl Cricket Test	0.5	NZ Documentary (R)	4
Intl Cricket Test Highlights	4	Tangaroa With Pio	2
NRL (NZ)	1.63	Te Haukainga	2
Speed Machine	3	Te Pataka (R)	0.5
Sport Box	8.13	Te Pataka Korero	1
Super 14 (NZ)	7.75	Te Pataka Korero (R)	0.5
Super 14 Highlights	4.5	Te Tepu	2.5
The Crowd Goes Wild	10.5	Waka Huia (R)	4
The Crowd Goes Wild (R)	21.63		
The Crowd Goes Wild On Ice	1		
The Crowd Goes Wild(AM)	1		

Drama/Comedy	4.13	Information	53.13
A New Way Home	0.25	411 TV Show	1.5
Delores (R)	0.25	Arero (R)	2
Kaitangata Twitch	1	Aunty Moves In (R)	2.5
Nature's Way	0.13	Freestyle (R)	2
The Freezer	0.13	Hyundai Code	2
The Market (R)	1.38	Hyundai Code(R)	2
TOA-Toa O Aotearoa (R)	1	Kai Time On the Road	1
Entertainment	21.63	Kete Aronui	0.5
A Maui Te Tipua	0.38	Kete Aronui (R)	2
A Maui Te Tipua (R)	1.75	Kia Ora Hola	1.5
Bassline (R)	1	Manu Korero	1
He Mapihi Pounamu	0.13	Meke My Waka	2
He Matapihi (R)	0.38	School of Hard Knocks (R)	0.5
Homai Te Pakipaki Special (R)	1	Tagata Pasifika	2.13
It's In The Bag (R)	1	Toku Reo(R)	23
Māori Sports Awards (R)	2	Whatukura (R)	7.5
Māorioke	4	News/Current Affairs	34.88
Marae DIY(R)	1	Native Affairs	4
Tautohetohe	4	Te Kaea	15.5
Tautohetohe (R)	1	Te Kaea (R)	15.38
Waiata Mai	0		
Whare Puoro (R)	4		

		APRIL	TOTAL HOURS
Sports	36.88		
Boil Up	1		
Boxing	4.13		
Breakers NBL (R)	3.75		
Hopuhopu Touch Tournament	1.88		
Jam Session	1		
League 4 Samoa	2		
Manly Night Football	5.13		
Ngati NRL	2		
Te Hikoi Mahanga (R)	2		
Toi Whakaari (R)	12		
Waka Ama Sprint National Highl	2		
C4	76.88		
Drama/Comedy	2.5		
Bro Town (R)	2.5		
Entertainment	74.38		
HomeGrown(Thu)	4		
HomeGrown(Tue)	4.88		
Music Video Allocation	62		
The Official NZ Top 40 Music	2.95		
The Official NZ Top 40 Music {	0.55		
MARCH GRAND TOTAL	1028.31		
		APRIL	TOTAL HOURS
		TV ONE	296.60
		Documentaries	17.38
		Attitude	2.00
		Coastwatch	2.00
		Firefighters(R)	1.00
		Lost in Libya (R)	1.38
		National Bank Country Calen(R)	2.00
		National Bank Country Calendar	2.00
		Our Heritage(R)	0.25
		Rural Delivery	2.00
		Someone Somewhere Loves Me (R)	0.88
		The Unauthorised History Of NZ	1.13
		Under Investigation (R)	1.75
		Vietnam My Father's War (R)	1.00
		Drama/Comedy	1.00
		The Kiwi Who Saved Britain	1.00
		Entertainment	3.25
		Auction House (R)	0.38
		Goldenhorse In ConcertWithNZSO	0.88
		Hayley Westenra In Concert	1.13
		Highway of Legends (R)	0.88

Information	89.63	News/Current Affairs	135.60
Asia Downunder	1.00	Anzac Day Nat.Wreath-Laying	1.50
Good Morning	63.00	Best of Breakfast	2.00
Location Location Location(R)	2.00	Breakfast	48.38
MasterChef New Zealand	5.00	Close Up	11.00
Mucking In (R)	1.88	NZI Business	10.00
New Zealand On A Plate (R)	1.00	NZI Business Weekend	2.00
Piha Rescue(R)	2.00	One News	30.00
Praise Be	2.50	ONE News 4:30	7.50
Q+A	4.00	ONE News Midday	10.00
Radar's Patch	1.88	Sunday(AM)	1.07
Tagata Pasifika	2.50	Sunday(PM)	1.28
Tagata Pasifika(R)	1.63	Tonight	10.88
Taste Takes Off(R)	1.25	Sports	15.13
Māori	34.63	ANZ Netball	5.00
Kohanga Kids (R)	0.75	ANZ Netball Post Game	0.75
Marae	2.00	ANZ Netball Pre Game	1.50
Te Karere	10.88	Horse of the Year	1.63
Te Karere (AM)	8.75	NZDRA Drag Racing Nationals	1.00
Te Karere (R)	8.25	Skoda Game On	2.50
Waka Huia	4.00	Skoda Game On Extra Time	1.00
		Sovereign New Zealand Ocean Sw	0.38
		Superbikes	1.00
		The Dirt	0.38

TV2	134.48	Information	36.63
Children's	29.75	Ghost Hunt(R)	1.13
Cool Kids Cooking	0.25	Illegal NZ	0.50
Let's Get Inventin	1.88	Illegal NZ (R)	1.50
Let's Get Inventin (R)	1.38	Motorway Patrol (R)	0.75
Puzzle Inc	0.38	Police College (R)	1.75
Puzzle Inc (R)	2.25	Police Ten 7	2.50
Small Blacks TV	1.50	Police Ten 7(R)	2.38
Small Blacks TV (R)	0.50	Remarkable Vets (R)	3.75
Studio 2	3.75	Rescue 1	1.00
The Erin Simpson Show	4.50	Superstars of Treasure Island	4.75
The Go Show (R)	4.88	The Apprentice New Zealand	4.00
The Wot Wots (R)	0.50	To Catch A Thief (R)	3.75
WNTV	8.00	Treasure Island (R)	4.63
Children's Drama	1.00	Working Holiday (R)	4.25
The Killian Curse (R)	1.00	Māori	8.75
Drama/Comedy	33.75	I Am TV	1.88
Go Girls	5.00	I Am TV (R)	2.38
Shortland Street	10.50	Korero Mai (R)	4.50
Shortland Street (Midday)	10.88	News/Current Affairs	1.60
Shortland Street Omnibus	7.38	20/20	1.00
Entertainment	23.00	20/20(R)	0.60
Activate (R)	5.50	TV3	170.27
Matthew & Marc's Rocky Road to	1.88	Children's	14.25
Mitre 10 DIY Rescue(R)	11.00	Sticky TV	14.25
One Night Only (R)	4.25	Documentaries	3.13
The Singing Bee (R)	0.38	First Time In Prison	1.00
		The Secret of John Rowles (R)	0.75
		The Time Of Our Lives (R)	1.00
		What's Really In Our Food (R)	0.38

Drama/Comedy	0.38	Sports	33.38
A Thousand Apologies (R)	0.38	Gone Fishin'(R)	1.50
Entertainment	2.00	HSBC Golf Club	2.50
Cadbury Crunchie Comedy Gala	2.00	Motorsport	4.38
Information	24.63	Outdoors With Geoff (R)	0.88
Carters Gone Fishin'	1.50	Push Play	2.00
Destiny Television	2.00	Sports Tonight	5.00
Hitched	2.50	The ITM Fishing Show	1.50
Hitched (R)	3.13	The ITM Fishing Show(R)	0.88
Impact for Life	4.50	V8 Supercars Australia	13.38
Missing Pieces (R)	0.50	V8 Utes NZ	0.88
Pacific Beat St	1.50	V8Xtra	0.50
Running with Fire	2.00	PRIME	90.75
Target(Doco)	1.50	Documentaries	0.63
Target(Doco) (R)	1.00	Anzac Legacy	0.63
The Big Stuff (R)	2.50	Drama/Comedy	1.63
The Real Hustle New Zealand	2.00	The Devil Dared Me To	1.63
Māori	3.50	Entertainment	2.00
Pukana	3.50	Tom's Kitchen	2.00
News/Current Affairs	89.02	Information	9.88
3 News	30.00	Danger Beach: Muriwai	1.00
3 News at 12	10.00	Destiny Television	2.00
60 Minutes	2.64	Get Growing with New Zealand G	1.88
ASB Business	2.00	House Of The Year (R)	0.13
Campbell Live	10.00	Impact for Life	2.00
Campbell Live (R)	7.38	Master Build.House of the Year	0.50
Nightline	10.00	Running with Fire	2.00
Sunrise	9.00	The AA Torque Show (R)	0.38
The Nation	4.00	News/Current Affairs	15.00
The Nation(R)	4.00	Prime News(NZ)	15.00

Sports	61.63	Documentaries	22.63
All In The Games	1.88	Calcutta Hilton	0.38
NRL (NZ)	3.38	First Voyagers (R)	0.50
Smashfest	0.88	Hunting Aotearoa	2.50
Speed Machine	1.00	Iti Pounamu (R)	1.88
Sport Box	5.00	Nesian Mystic: For the people	0.88
Super 14 (NZ)	9.13	Nga Ahurei O Te Raumati (R)	2.00
Super 14 Highlights	5.75	NZ Documentary	2.00
The Crowd Goes Wild	11.00	NZ Documentary (R)	2.00
The Crowd Goes Wild (R)	19.75	Tangaroa With Pio	1.50
The Crowd Goes Wild(AM)	1.00	Te Haukainga	1.50
Toyota GrassRoots Rugby	2.88	Te Pataka Korero (R)	1.00
MĀORI TV	210.25	Te Rangimarie: Mike King Talks	0.50
Children's	31.00	Te Tepu	2.00
Nga Kararehe Toa	4.88	Waka Huia (R)	4.00
Nga Kararehe Toa(R)	0.25	Drama/Comedy	0.25
Pukana	4.00	Signing Off	0.25
Tau ke-Jane and the Dragon(R)	0.88	Entertainment	21.00
Tau Ke-Miharo (R)	10.00	He Matapihi	0.50
Tau Ke-Pukoro (R)	11.00	He Matapihi (R)	0.38
		Homai Te Pakipaki	1.50
		Māorioke	4.50
		Moteatea	2.00
		Tautohetohe	2.00
		Waiata Mai	0.13
		Whare Puoro	0.50
		Whare Puoro (R)	9.50

Information	64.25	Sports	36.75
411 TV Show	2.50	Boil Up	2.50
Arero (R)	1.50	Haka 2007	0.50
Asia Downunder	2.00	Hopuhopu Touch Tournament	3.63
Freestyle (R)	2.00	Hopuhopu Touch Tournament (R)	3.75
Hyundai Code	5.00	Māori Touch Nationals	1.88
Hyundai Code(R)	2.88	MT Maunganui Touch Invitationa	2.00
Kai Time On the Road	1.50	Ngati NRL	2.50
Kai Time On The Road (R)	0.50	Te Hiko Mahanga (R)	2.00
Kia Ora Hola	1.50	The World Indigenous Touch Cha	2.00
Kotahi Te Wairua	14.00	Toi Whakaari	1.00
Manu Korero	2.00	Toi Whakaari (R)	14.00
Manu Korero (R)	0.50	Waka Ama National Sprint Champ	0.50
Meke My Waka	2.50	Whare Puoro (R)	0.50
No Sweat Parenting	2.00	C4	73.15
Tagata Pasifika	2.00	Drama/Comedy	1.50
Toku Reo(R)	21.88	Bro Town (R)	1.50
News/Current Affairs	34.38	Entertainment	71.15
Native Affairs	3.88	HomeGrown(Thu)	5.00
Te Kaea	15.00	HomeGrown(Tue)	3.88
Te Kaea (R)	15.00	The Official NZ Top 40 Music	1.75
Willie Jackson's Newsbites	0.50	The Official NZ Top 40 Music (0.53
		Music Video Allocation	60.00
		Information	0.50
		Gin (R)	0.50
		APRIL GRAND TOTAL	975.49

MAY	TOTAL HOURS	Information	89.25
TV ONE	317.01	Asia Downunder	2.50
Documentaries	29.88	Good Morning	63.00
Animal House(NZ)	2.00	Homefront Extra (R)	0.38
Attitude	2.50	Location Location Location(R)	2.00
Coastwatch	2.00	Maggie's Garden Show(AM)	0.13
Coastwatch (R)	0.50	Making Italy Home (R)	0.50
Death on the Beach (R)	1.00	Mucking In (R)	1.88
Eating In (R)	0.13	Piha Rescue(R)	2.50
Fair Go	2.00	Praise Be	2.50
Firefighters(R)	2.00	Q+A	5.00
National Bank Country Calen(R)	2.50	Radar's Patch	2.00
National Bank Country Calendar	2.50	Tagata Pasifika	2.00
Our Heritage(R)	0.50	Tagata Pasifika(R)	1.88
Our Lost War Passchendaele (R)	1.00	Taste Takes Off(R)	2.50
Outdoor Escapes(R)	0.25	Wild Vets	0.50
Pacific Solutions From Afghani	1.00	News/Current Affairs	141.51
Rural Delivery	2.50	Best of Breakfast	2.50
Thanks Mum (R)	1.00	Breakfast	50.75
The Unauthorised History Of NZ	1.88	Close Up	10.50
The World's Fastest Indian The	1.00	NZI Business	10.50
Under Investigation (R)	1.88	NZI Business Weekend	2.50
Undercover (R)	1.75	One News	31.00
Entertainment	2.50	ONE News 4:30	7.88
Auction House (R)	2.50	One News Budget Special	2.00
		ONE News Middyay	10.50
		Sunday(AM)	1.24
		Sunday(PM)	1.65
		Tonight	10.50

Sports	20.25	Documentaries	1.38
ANZ Netball	6.50	Amazing Kids(R)	0.88
ANZ Netball Post Game	0.88	Neighbours at War	0.50
ANZ Netball Pre Game	1.88	Drama/Comedy	35.63
Skoda Game On	6.00	Go Girls	3.00
Skoda Game On Extra Time	5.00	Reservoir Hill	1.38
Māori	33.63	Shortland Street	11.00
Marae	2.50	Shortland Street (Midday)	10.50
Te Karere	11.50	Shortland Street Omnibus	9.75
Te Karere (AM)	7.88	Entertainment	3.38
Te Karere (R)	6.75	ASB Polyfest	2.00
Waka Huia	5.00	Matthew & Marc's Rocky Road to	0.50
TV2	139.48	One Night Only (R)	0.88
Children's	49.75	Information	30.00
Buzzy Bee (R)	0.75	Charm School (R)	7.75
Cool Kids Cooking	0.63	Illegal NZ (R)	1.00
Let's Get Inventin (R)	4.13	Motorway Patrol (R)	3.50
Puzzle Inc (R)	2.25	Police Ten 7	1.50
Small Blacks TV	2.50	Police Ten 7(R)	1.50
Studio 2	7.88	Rescue 1	1.50
The Erin Simpson Show	9.38	Shock Treatment (R)	1.00
The Go Show (R)	11.63	The Apprentice New Zealand	2.00
The Wot Wots (R)	0.63	The Fat Chance (R)	5.25
WNTV	10.00	To Catch A Thief (R)	0.38
Children's Drama	7.63	Treasure Island (R)	2.00
P.E.T. Detectives (R)	3.88	Treasure Island Pirates of the	2.63
Pet Detectives (R)	1.25	News/Current Affairs	2.23
The Killian Curse (R)	2.50	20/20	0.99
		20/20(R)	1.24

Māori	9.50	News/Current Affairs	86.14
I Am TV	4.88	3 News	31.00
I Am TV (R)	4.25	3 News at 12	10.50
Korero Mai (R)	0.38	60 Minutes	2.64
TV3	160.39	Campbell Live	10.50
Children's	15.00	Campbell Live (R)	10.38
Sticky TV	15.00	Nightline	11.13
Documentaries	2.00	The Nation	5.00
Opshop Second Hand Planet	1.00	The Nation(R)	5.00
Rocked the Nation:100 NZ M.Mom	1.00	Sports	19.25
Drama/Comedy	2.75	Gone Fishin'(R)	2.00
Radiradirah	1.00	HSBC Golf Club	2.00
We're Here to Help	1.75	Motorsport	0.88
Entertainment	5.00	NZ Rally Championship H/L	0.88
7 Days	3.00	Push Play	2.50
Cadbury Crunchie Comedy Gala	1.00	Smashfest 20Ten	1.00
The Topp Twins and the APO	1.00	Sports Tonight	5.00
Information	25.88	The ITM Fishing Show	2.50
Carters Gone Fishin'	2.50	V8 Utes NZ	2.50
Destiny Television	2.00	Māori	4.38
Hitched	2.00	Pukana	4.38
Hitched (R)	2.50	PRIME	98.00
Impact for Life	4.00	Documentaries	4.00
New Zealand's Next Top Model (4.00	Captain Cook: Obsession & Discovery	4.00
Noise Control	0.50	Drama/Comedy	2.00
Pacific Beat St	1.88	Second Hand Wedding	2.00
Target(Doco)	2.00	Entertainment	4.88
Target(Doco) (R)	2.50	Montana World Of WearableArt A	1.00
The Real Hustle New Zealand	2.00	Our Place	0.50
		Our Place (R)	0.88
		Tom's Kitchen	2.50

Information	12.00	Documentaries	23.00
Danger Beach: Muriwai	2.00	Beneath the Māori Moon	2.00
Destiny Church New Zealand	0.50	Hunting Aotearoa	2.00
Destiny Television	2.00	I Know A Sheila Like That	2.50
Get Growing with New Zealand G	2.50	Iti Pounamu (R)	2.50
Impact for Life	2.50	Maara Kai	2.50
Running with Fire	2.50	NZ Documentary	2.00
News/Current Affairs	15.50	NZ Documentary (R)	2.00
Prime News(NZ)	15.50	Tangaroa With Pio	2.50
Sports	59.63	Te Tepu	1.00
All In The Games	2.00	Waka Huia (R)	4.00
NRL (NZ)	5.50	Drama/Comedy	7.50
Sport Box	8.88	Bus Stop (R)	0.25
Super 14 (NZ)	3.88	Kaitangata Twitch	2.50
Super 14 Highlights	4.50	Nature's Way	0.13
The Crowd Goes Wild	10.50	Patu Ihu	0.25
The Crowd Goes Wild (R)	19.13	Saturday Feature (R)	1.75
The Crowd Goes Wild(AM)	0.50	Sunday Feature	1.88
Toyota GrassRoots Rugby	4.75	Sunday Shorts	0.25
MĀORI TV	229.88	The French Doors	0.25
Children's	30.00	The Word	0.25
Nga Kararehe Toa	0.63	Entertainment	19.38
Nga Kararehe Toa(R)	1.88	He Matapihi	0.63
Pukana	6.50	He Matapihi (R)	0.25
Tau Ke-Miharo (R)	10.50	Hip Hop Central	2.00
Tau Ke-Pukoro (R)	10.50	Homai Te Pakipaki	7.50
		Homai te Pakipaki (R)	6.00
		Moteatea	2.00
		Pukana Ka Pao	1.00
		Waiata Mai	0.00

Information	65.00	C4	81.43
411 TV Show	2.00	Documentaries	7.88
Asia Downunder	2.00	V 48 Hours Grand Final	1.50
Autaia	2.00	V 48 Hours TV	6.38
Bring It On	2.00	Drama/Comedy	0.50
Freestyle (R)	0.50	Bogan Family Films	0.50
Haa	10.50	Entertainment	73.05
Haumanu	1.50	Dane Rumble: The Experiment	0.50
Hyundai Code	4.00	Dane Rumble: The Experiment (R	0.38
Hyundai Code(R)	5.00	HomeGrown(Thu)	2.63
Kai Time On The Road (R)	2.50	HomeGrown(Tue)	2.00
Manu Korero	2.50	Music Video Allocation	62.00
Meke My Waka	2.00	The Elect The Dead Symphony	0.38
No Sweat Parenting	2.00	The Elect The Dead Symphony (R	0.88
Tagata Pasifika	2.00	The Official NZ Top 40 Music	2.13
Tao	2.00	The Official NZ Top 40 Music (1.30
Toku Reo(R)	21.00	When Bieber Came To Town	0.88
Tu Te Puehu	1.50	MAY GRAND TOTAL	1026.18
News/Current Affairs	42.63		
Native Affairs	5.00		
Native Affairs (R)	4.88		
Te Kaea	15.38		
Te Kaea (R)	15.38		
Willie Jackson's Newsbites	2.00		
Sports	42.38		
Boil Up	2.00		
Fox Memorial Shield	8.00		
Manly Night Football	8.13		
New Zealand Secondary School T	2.00		
Toi Whakaari	8.00		
Toi Whakaari (R)	2.50		
Waka Ama National Sprint Champ	8.00		
Whakatane Touch Classic (R)	3.75		

JUNE	TOTAL HOURS	Information	87.13
TV ONE	304.23	Asia Downunder	2.00
Documentaries	23.38	Border Patrol	1.00
50 Years of Television News	2.13	Good Morning	66.00
Animal House(NZ)	2.50	Homefront Extra (R)	0.13
Attitude	2.00	Location Location Location(R)	2.00
Boys Go Bush (R)	1.00	Making Italy Home (R)	2.00
Coastwatch (R)	1.00	Mucking In (R)	1.50
Eating In (R)	0.50	Piha Rescue(R)	0.50
Fair Go	2.50	Praise Be	2.00
Fair Go (R)	0.50	Q+A	4.00
Firefighters(R)	0.50	Rapid Response	1.00
How The Other Half Lives	0.50	Tagata Pasifika	1.50
How The Other Half Lives (R)	0.50	Tagata Pasifika(R)	1.50
Leo's Pride (R)	1.50	Wild Vets	2.00
National Bank Country Calen(R)	2.00	News/Current Affairs	138.48
National Bank Country Calendar	2.00	Best of Breakfast	2.00
Real Life	1.00	Breakfast	51.25
Rural Delivery	2.00	Close Up	11.00
The Unauthorised History Of NZ	0.38	NZI Business	10.50
Undercover (R)	0.88	NZI Business Weekend	2.00
Entertainment	2.38	One News	30.00
Auction House (R)	0.38	ONE News 4:30	7.88
Cheers to 50 Years of Television	2.00	ONE News Midday	10.50
		Sunday(AM)	1.03
		Sunday(PM)	1.32
		Tonight	11.00

Sports	22.75	Children's Drama	0.38
ANZ Netball	5.00	P.E.T. Detectives (R)	0.38
ANZ Netball Post Game	0.75	Documentaries	2.38
ANZ Netball Pre Game	1.25	Neighbours at War	2.00
Skoda Game On	11.75	Save the Males (R)	0.38
Skoda Game On Extra Time	4.00	Drama/Comedy	36.75
Māori	30.13	Go Girls	3.00
Marae	2.00	Shortland Street	13.00
Te Karere	10.88	Shortland Street (Midday)	11.00
Te Karere (AM)	7.25	Shortland Street Omnibus	9.75
Te Karere (R)	6.00	Entertainment	8.38
Waka Huia	4.00	Matthew And Marc's Rocky Road{	2.25
TV2	114.19	Wannabes (R)	4.13
Children's	47.00	Who Dares Wins(R)	2.00
Buzzy Bee (R)	1.25	Information	9.50
Cool Kids Cooking	0.50	Police Ten 7	2.00
Let's Get Inventin (R)	3.75	Police Ten 7(R)	1.50
Small Blacks TV	1.50	Rescue 1	2.00
Studio 2	10.00	Shock Treatment (R)	4.00
The Adventures of Massey Fergu	0.63	News/Current Affairs	1.94
The Erin Simpson Show	10.50	20/20	1.03
The Go Show (R)	10.13	20/20 Special Edition	0.33
The Go Show(NZ) (AM)	0.38	20/20(R)	0.58
The Wot Wots (R)	0.38	Māori	7.88
WNTV	8.00	I Am TV	3.88
		I Am TV (R)	2.25
		Kapa Haka Kids	1.75

TV3	147.93	Sports	14.88
Children's	14.75	Dunlop Otago Classic Rally	0.50
Sticky TV	14.75	Gone Fishin' (R)	0.50
Documentaries	1.38	HSBC Golf Club	2.00
Methanol Midgets and the 1/4 M	1.38	Motorsport	0.88
Drama/Comedy	2.00	Outdoors with Geoff	1.50
Radirarah	2.00	Push Play	2.00
Entertainment	2.00	Sports Tonight	5.50
7 Days	2.00	The ITM Fishing Show	2.00
Information	25.63	Māori	3.50
Carters Gone Fishin' (R)	2.00	Pukana	3.50
Destiny Television	2.50	PRIME	93.50
Hitched	1.50	Documentaries	5.50
Hitched (R)	1.50	50 Years of New Zealand Televi	1.50
Impact for Life	4.50	Extraordinary Kiwis	0.50
New Zealand's Next Top Model (4.13	Prime Presents..	3.50
Noise Control	2.00	Entertainment	3.50
Pacific Beat St	1.50	Our Place (R)	2.00
Target(Doco)	2.50	Tom's Kitchen	1.50
Target(Doco) (R)	2.00	Information	8.00
What's Really in Our...?	1.00	City Impact Church	0.50
What's Really in Our...? (R)	0.50	Danger Beach: Muriwai	2.00
News/Current Affairs	83.80	Destiny Television	2.50
3 News	30.00	Impact for Life	1.50
3 News at 12	10.50	Running with Fire	1.50
60 Minutes	3.30	News/Current Affairs	15.00
Campbell Live	10.50	Prime News(NZ)	15.00
Campbell Live (R)	10.50		
Nightline	11.00		
The Nation	4.00		
The Nation(R)	4.00		

Sports	61.50	Documentaries	23.75
All In The Games	2.00	Beneath the Māori Moon	2.00
GrassRoots Rugby	1.00	Death Valley 2	0.50
Intl Rugby	5.38	Hunting Aotearoa	2.00
Intl Rugby Post Game	0.13	I Know A Sheila Like That	0.50
Intl Rugby Pre Game	1.25	Iti Pounamu (R)	2.00
Intl Rugby Replay	5.75	Maara Kai	2.00
NRL (NZ)	3.38	NZ Documentary	4.00
Sport Box	6.75	Tamariki Ora: A New Beginning	3.13
The Crowd Goes Wild	10.50	Tangaroa With Pio	2.00
The Crowd Goes Wild (R)	18.38	Waka Huia	3.00
The Crowd Goes Wild(AM)	4.00	Waka Huia (R)	1.00
Toyota GrassRoots Rugby	3.00	Barry Barclay: Camera on the Shore	1.63
MĀORI TV	218.88	Drama/Comedy	4.63
Children's	30.13	Kaitangata Twitch	2.00
Nga Kararehe Toa	0.13	Sunday Feature	1.75
Nga Kararehe Toa(R)	2.38	Sunday Shorts	0.63
Pukana	3.50	The Word	0.25
Pukana (R)	1.00	Entertainment	20.75
Tau Ke-Miharo	6.50	He Mapihi Pounamu	0.00
Tau Ke-Miharo (R)	4.50	He Matapihi	0.50
Tau Ke-Pukoro	1.50	He Matapihi (R)	0.25
Tau Ke-Pukoro (R)	9.50	Hip Hop Central	2.00
Tu Te Puehu	1.13	Homai Te Pakipaki	6.00
		Homai te Pakipaki (R)	4.50
		Homai Te Pakipaki Special (R)	0.50
		Moteatea	2.50
		Pukana Ka Pao	2.50
		The Sounds of Hope	1.00
		The Sounds of Hope(R)	1.00
		Waiata Mai	0.00

Information	63.25	Sports	38.13
411 TV Show	1.50	Boil Up	2.00
411 TV Show (R)	1.50	Fox Memorial Shield	5.88
Asia Downunder	2.50	Fox Memorial Shield (R)	4.00
Autaia	2.00	Intl Rugby	5.00
Bring It On	0.50	Rugby Union Centenary	2.13
Haa	11.00	Te Po Mekemeke	1.50
Haumanu	1.50	Toi Whakaari	1.00
Hyundai Code	4.00	Toi Whakaari (R)	10.50
Hyundai Code(R)	4.00	Waka Ama National Sprint Champ	0.50
Kai Time On The Road (R)	1.50	Whakatane Touch Classic (R)	5.63
Manu Korero	2.00	C4	81.18
No Sweat Parenting	2.50	Drama/Comedy	2.00
Phunk Nation	2.00	Bogan Family Films	2.00
Tagata Pasifika	1.75	Entertainment	79.18
Tao	2.00	HomeGrown(Thu)	4.00
Tatai Hono	1.00	HomeGrown(Tue)	4.88
Toku Reo	4.50	Music Video Allocation	60.00
Toku Reo(R)	17.50	The Jono Project	4.00
News/Current Affairs	38.25	The Jono Project (R)	2.88
Native Affairs	4.00	The Official NZ Top 40 Music	1.18
Native Affairs (R)	3.00	The Official NZ Top 40 Music (2.25
Te Kaea	14.88	JUNE GRAND TOTAL	959.89
Te Kaea (R)	14.88		
Willie Jackson's Newsbites	1.50		

JULY	TOTAL HOURS	Information	94.63
TV ONE	299.31	Asia Downunder	2.00
Documentaries	20.75	Beat Squad (R)	1.75
Animal House(NZ)	0.50	Border Patrol	2.00
Attitude	2.00	Coroner's Inquest (R)	2.88
Chasing The Ghost (R)	0.88	Eating In	0.13
Fair Go	2.00	Good Morning	65.50
Fair Go (R)	2.50	Location Location Location(R)	2.50
Healer or Hoaxer (R)	1.00	Maggie's Garden Show (R)	0.50
How The Other Half Lives (R)	2.00	Making Italy Home (R)	2.50
Indoor Escapes (R)	0.25	Mucking In	0.38
National Bank Country Calen(R)	2.50	Mucking In (R)	0.75
National Bank Country Calendar	2.50	Praise Be	1.50
Rural Delivery	2.50	Q+A	4.00
The Unauthorised History Of NZ	1.13	Rapid Response	2.00
When Women Kill (R)	1.00	Tagata Pasifika	2.00
Drama/Comedy	3.75	Tagata Pasifika(R)	1.25
BloodLines	1.75	The Investigator Special	1.00
This is Not My Life	2.00	Wild Vets	2.00
Entertainment	3.25	Māori	34.13
Auction House (R)	1.00	Marae	2.00
The National Bank Young Farmer	2.25	Te Karere	11.00
		Te Karere (AM)	9.25
		Te Karere (R)	7.88
		Waka Huia	4.00

News/Current Affairs	134.69	Documentaries	2.38
Best of Breakfast	2.50	Able to Love	0.38
Breakfast	45.88	Neighbours At War	2.00
Close Up	11.00	Drama/Comedy	33.63
NZI Business	9.50	Shortland Street	13.00
NZI Business Weekend	2.50	Shortland Street (Midday)	11.00
One News	31.00	Shortland Street Omnibus	9.63
ONE News 4:30	8.25	Entertainment	2.00
ONE News Midday	11.00	Who Dares Wins(R)	2.00
Sunday(AM)	0.74	Information	12.00
Sunday(PM)	1.32	Just the Job	2.00
Tonight	11.00	Motorway Patrol	0.50
Sports	8.13	Police College (R)	0.38
Match Fishing League	2.00	Police Ten 7	2.63
Skoda Game On	2.13	Police Ten 7(R)	1.88
Skoda Game On Extra Time	4.00	Rescue 1	2.00
TV2	105.97	Rookie Vets (R)	1.63
Children's	44.38	Shock Treatment (R)	1.00
Cool Kids Cooking	0.63	Māori	9.00
Jane and the Dragon(R)	0.75	I Am TV	4.88
Life on Ben	0.00	I Am TV (R)	2.25
Small Blacks TV	2.00	Korero Mai	1.88
Studio 2	9.25	News/Current Affairs	2.60
The Adventures of Massey Fergu	1.63	20/20	0.99
The Erin Simpson Show	10.25	20/20 Special Edition	0.66
The Go Show (R)	10.88	20/20(R)	0.95
The Go Show Weekend	0.38	TV3	162.89
The Wot Wots (R)	0.63	Children's	14.75
WNTV	8.00	Sticky TV	14.75

Drama/Comedy	8.00	Sports	19.63
Outrageous Fortune	3.00	Gillette Motorsport	1.88
Outrageous Fortune (R)	2.00	Gone Fishin' (R)	0.50
Radiradirah	1.00	HSBC Golf Club	2.38
Stolen: The Baby Kahu Story	2.00	Motorsport	1.88
Entertainment	2.88	Outdoors with Geoff	2.50
7 Days	2.88	Push Play	2.50
Information	27.50	Sports Tonight	5.50
Carters Gone Fishin' (R)	2.00	The ITM Fishing Show	2.50
Destiny Television	2.00	PRIME	96.25
Impact for Life	4.50	Documentaries	11.50
New Zealand's Next Top Model (5.00	50 Years of New Zealand Televi	5.00
Noise Control	2.00	Extraordinary Kiwis	2.50
Pacific Beat St	1.50	Prime Presents..	4.00
Reel Late With Kate	0.50	Entertainment	1.50
Target(Doco)	2.00	Our Place (R)	1.50
Target(Doco) (R)	2.50	Information	6.50
What's Really in Our....?	2.00	Destiny Television	2.00
What's Really in Our....? (R)	2.50	Impact for Life	2.00
World Kitchen	1.00	Peta Unplugged In Marrakech	0.50
Māori	3.50	Running with Fire	2.00
Pukana	3.50	News/Current Affairs	15.50
News/Current Affairs	86.64	Prime News(NZ)	15.50
3 News	31.00		
3 News at 12	11.00		
60 Minutes	2.64		
Campbell Live	11.00		
Campbell Live (R)	11.00		
Nightline	11.00		
The Nation	5.00		
The Nation(R)	4.00		

Sports	61.25	Documentaries	29.00
All In The Games	2.00	Beneath the Māori Moon	2.50
Freeze TV (NZ)	1.50	Hunting Aotearoa	2.50
GrassRoots Rugby	1.00	Indigenous Insight	2.00
Intl Rugby Replay	2.00	Maara Kai	2.00
Intl Rugby Tri Nations	3.75	Nga Rokiroki o Te Arawa	1.50
Intl Rugby Tri Nations Post Ga	0.25	Nga Rokiroki o Te Arawa (R)	1.00
Intl Rugby Tri Nations Pre Gam	0.88	Nga Waiata O Te Iwi	2.00
Intl Rugby Tri Nations Replay	2.00	NZ Documentary	3.00
ITM Cup Rugby Replay	2.00	NZ Documentary (R)	2.00
NRL (NZ)	3.50	Tangaroa With Pio	2.00
Sport Box	6.63	Te Rangimarie: Mike King Talks	0.50
The Crowd Goes Wild	11.00	Waka Huia	4.00
The Crowd Goes Wild (R)	17.25	Warrant of Fitness	2.00
The Crowd Goes Wild(AM)	4.50	Wero	2.00
Toyota GrassRoots Rugby	3.00	Drama/Comedy	4.25
MĀORI TV	222.50	Kaitangata Twitch	2.00
Children's	30.63	Sunday Feature	1.88
Nga Kararehe Toa	1.25	Sunday Shorts	0.13
Nga Kararehe Toa(R)	1.38	Taua	0.25
Pukana	4.00	Entertainment	20.13
Tau ke-Jane and the Dragon(R)	2.00	He Matapihi (R)	0.13
Tau Ke-Miharo	6.00	Hip Hop Central	2.50
Tau Ke-Miharo (R)	5.00	Homai Te Pakipaki	7.50
Tau Ke-Pukoro	11.00	Homai te Pakipaki (R)	7.50
		Homai Te Pakipaki Special (R)	0.50
		Pukana Ka Pao	2.00
		Waiata Mai	0.00

Information	62.38	Entertainment	81.55
411 TV Show	4.00	HomeGrown(Thu)	5.00
411 TV Show (R)	1.00	HomeGrown(Tue)	3.75
Autaia	2.50	Music Video Allocation	62.00
Haa	11.00	The Jono Project	4.00
Haumanu	0.50	The Jono Project (R)	3.50
Hyundai Code	5.00	The Official NZ Top 40 Music	1.00
Hyundai Code(R)	3.00	The Official NZ Top 40 Music	2.30
Manu Korero	2.50	JULY GRAND TOTAL	968.98
Nga Taonga Whitiwhia	2.00		
Phunk Nation	2.50		
Tao	2.50		
Tatai Hono	2.00		
Toku Reo	11.00		
Toku Reo(R)	11.00		
Tu Te Puehu	1.88		
News/Current Affairs	39.50		
Native Affairs	4.00		
Native Affairs (R)	2.00		
Te Kaea	15.50		
Te Kaea (R)	15.50		
Willie Jackson's Newsbites	2.50		
Sports	36.63		
Boil Up	2.50		
Fox Memorial Shield	18.13		
Te Po Mekemeke	2.50		
Toi Whakaari	9.50		
Toi Whakaari (R)	4.00		
C4	82.05		
Drama/Comedy	0.50		
Bogan Family Films	0.50		

AUGUST	TOTAL HOURS	Information	95.00
TV ONE	323.01		
Documentaries	16.25		
A Flock of Students(R)	0.88	Asia Downunder	2.50
Attitude	2.50	Beat Squad (R)	1.75
Eating In (R)	0.13	Border Patrol	2.00
Fair Go	1.50	Border Patrol (R)	0.50
Fair Go (R)	2.00	Eating In	0.13
HitchHiker (R)	0.75	Good Morning	66.00
Home Truths (R)	0.25	Location Location Location(R)	2.50
How The Other Half Lives (R)	0.50	Mucking In (R)	1.88
Indoor Escapes (R)	0.25	Piha Rescue(R)	1.00
Lucy Lawless Five Days in Bang	0.88	Praise Be	2.50
National Bank Country Calen(R)	2.00	Q+A	5.00
National Bank Country Calendar	1.50	Rapid Response	2.00
Rural Delivery	2.00	Rapid Response (R)	0.50
The Unauthorised History Of NZ	0.38	Real Escapes(R)	2.00
The Unauthorised History Of(R)	0.75	Tagata Pasifika	2.00
		Tagata Pasifika(R)	1.88
		Taste New Zealand(Filler)	0.38
		Wild Vets	0.50
Drama/Comedy	5.75	Māori	34.88
This is Not My Life	4.00	Marae	2.50
This is Not My Life (R)	1.75	Te Karere	11.00
		Te Karere (AM)	8.13
Entertainment	2.00	Te Karere (R)	8.25
Annabel Langbein The Free Rang	0.50	Waka Huia	5.00
Auction House (R)	1.50		

News/Current Affairs	142.64	Drama/Comedy	34.75
Best of Breakfast	2.00	Feed Back	0.50
Breakfast	53.00	Shortland Street	12.00
Close Up	11.00	Shortland Street (Midday)	11.00
NZI Business	11.00	Shortland Street Omnibus	11.25
NZI Business Weekend	2.00	Entertainment	3.38
One News	30.50	Eating Media Lunch (R)	1.50
ONE News 4:30	8.25	Matthew And Marc's Rocky Road{	0.38
ONE News Midday	11.00	Moon Television	0.50
Sunday(AM)	1.24	Who Dares Wins(R)	1.00
Sunday(PM)	1.65	Information	10.75
Tonight	11.00	Just the Job	1.63
Sports	26.50	Motorway Patrol	2.00
Intl Netball	4.00	Police Ten 7	2.00
Intl Netball Post Game	0.75	Police Ten 7(R)	1.63
Intl Netball Pre Game	1.00	Rookie Vets	1.63
Match Fishing League	2.00	Rookie Vets (R)	0.75
Skoda Game On	13.75	Treasure Island Pirates of the	1.13
Skoda Game On Extra Time	5.00	Māori	15.75
TV2	118.98	I Am TV	3.75
Children's	51.50	I Am TV (R)	3.75
Cool Kids Cooking	0.38	Korero Mai	8.25
Cool Kids Cooking (R)	0.13	News/Current Affairs	2.48
Jane and the Dragon(R)	8.25	20/20	1.32
Small Blacks TV	0.50	20/20(R)	1.16
Studio 2	8.75	TV3	161.02
The Erin Simpson Show	10.13	Children's	12.25
The Go Show (R)	10.88	Sticky TV	12.25
The Wot Wots (R)	2.50	Documentaries	1.00
WNTV	10.00	Inside New Zealand	1.00
Documentaries	0.38		
Preacher's Kids	0.38		

Drama/Comedy	7.75	News/Current Affairs	85.52
Ben and Jeremy's Big Road Trip	1.00	3 News	31.00
Outrageous Fortune	5.00	3 News at 12	11.00
The Million Dollar Conman (R)	1.75	60 Minutes	2.64
Entertainment	2.75	Campbell Live	11.00
Stage Challenge	2.75	Campbell Live (R)	11.00
Information	30.38	Nightline	10.88
Carters Gone Fishin' (R)	1.00	The Nation	3.00
Destiny Television	2.00	The Nation(R)	5.00
Impact for Life	4.50	Sports	17.13
Money Man (R)	0.50	Gillette Motorsport	4.63
New Zealand's Next Top Model	4.00	HSBC Golf Club	2.00
Noise Control	0.50	Outdoors with Geoff	2.00
Pacific Beat St	1.88	Outdoors With Geoff (R)	1.00
Reel Late With Kate	2.50	Sports Tonight	5.50
Road Cops	1.50	The ITM Fishing Show	2.00
Target(Doco)	2.50	PRIME	98.63
Target(Doco) (R)	2.00	Documentaries	4.00
The Secret Lives of Dancers	0.50	50 Years of New Zealand Televi	1.00
Wasted (R)	0.50	Extraordinary Kiwis	2.00
What's Really in Our....?	2.00	Getaway New Zealand	1.00
What's Really in Our....? (R)	2.00	Information	12.00
World Kitchen	2.50	City Impact Church	1.00
Māori	4.25	Destiny Television	2.50
Pukana	4.25	Impact for Life	3.50
		Peta Unplugged In Marrakech	2.50
		Running with Fire	2.50
		News/Current Affairs	15.50
		Prime News(NZ)	15.50

Sports	67.13	Documentaries	29.50
All In The Games	0.50	Beneath the Māori Moon	1.00
Freeze TV (NZ)	1.50	Hunting Aotearoa	2.00
Intl Rugby Tri Nations	1.75	Indigenous Insight	0.50
Intl Rugby Tri Nations Post Ga	0.38	Kaitiaki	2.00
Intl Rugby Tri Nations Pre Gam	0.38	Kowhao Rau	4.00
ITM Cup Rugby	7.75	Nga Rokiroki o Te Arawa	1.00
ITM Cup Rugby Highlights	4.88	Nga Rokiroki o Te Arawa (R)	1.00
NRL (NZ)	5.13	Nga Waiata O Te Iwi	1.00
Prime Rugby	0.88	Tangaroa With Pio	2.00
Sport Box	7.50	The Nutters Club	2.00
The Crowd Goes Wild	11.00	Waka Huia	4.00
The Crowd Goes Wild (R)	16.00	Warrant of Fitness	2.50
The Crowd Goes Wild(AM)	4.50	Wero	2.50
Toyota GrassRoots Rugby	5.00	NZ Documentary October 15	1.00
MĀORI TV	222.38	NZ Documentary - Earthrace	2.00
Children's	37.75	NZ Documentary - Weekend Warri	1.00
Jane and the Dragon (R)	7.75	Drama/Comedy	0.63
Miharo (R)	10.00	Sunday Shorts	0.25
Nga Kararehe Toa	0.50	Sunday Shorts (R)	0.38
Nga Kararehe Toa(R)	1.63	Entertainment	16.50
Pukana	5.00	Homai Te Pakipaki	6.00
Pukoro (R)	10.00	Homai te Pakipaki (R)	6.00
Tau ke-Jane and the Dragon(R)	0.88	It's In the Bag	2.50
Tau Ke-Miharo (R)	1.00	Pukana Ka Pao	2.00
Tau Ke-Pukoro (R)	1.00	Waiata Mai	0.00

Information	64.13	C4	86.73
411 TV Show	2.00	Entertainment	83.73
411 TV Show (R)	2.00	C4 Sessions	0.13
Autaia	2.00	HomeGrown(Thu)	4.00
Haa	11.00	HomeGrown(Tue)	4.63
Hyundai Code	4.00	Music Video Allocation	62.00
Hyundai Code(R)	5.00	The Jono Project	4.00
Ka Life	1.50	The Jono Project (R)	4.88
Manu Korero	2.00	The Official NZ Top 40 Music	0.80
Maramataka-Once Were Gardeners	2.50	The Official NZ Top 40 Music (2.80
Nga Taonga Whitiwhia	2.00	When Bieber Came To Town	0.50
Phunk Nation	2.00	Information	3.00
Tao	2.00	New Zealand's Next Top Model (3.00
Tatai Hono	2.50	AUGUST GRAND TOTAL	1010.73
Toku Reo	11.00		
Toku Reo(R)	11.00		
Tu Te Puehu	1.63		
News/Current Affairs	40.88		
Native Affairs	5.00		
Native Affairs (R)	4.88		
Te Kaea	15.50		
Te Kaea (R)	15.50		
Sports	33.00		
Boil Up	2.00		
Fox Memorial Shield	18.00		
Te Po Mekemeke	2.00		
Toi Whakaari	11.00		

SEPTEMBER	TOTAL HOURS	Information	88.50
TV ONE	318.44	Asia Downunder	2.00
Documentaries	23.00	Border Patrol (R)	0.38
Are You My Tribe	1.00	Eating In	0.13
Attitude	2.00	Fire Scene Investigation	2.00
Best of Border Patrol	1.50	Going Going Gone	0.38
Eating In (R)	0.38	Good Morning	65.88
Fair Go	2.50	Location Location Location	0.38
Fair Go (R)	1.50	Location Location Location(R)	1.88
How The Other Half Lives	2.00	Maggie's Garden Show (R)	0.13
Lost Dreaming (R)	0.88	Mucking In (R)	1.50
Mani's Story (R)	0.88	Piha Rescue(R)	1.50
National Bank Country Calen(R)	1.50	Praise Be	2.00
Prostitution:After The Act (R)	0.88	Q+A	4.50
Real Crime	4.00	Real Escapes(R)	1.50
Rural Delivery	2.00	Tagata Pasifika	2.75
The Killing of Sophie Elliott	0.88	Tagata Pasifika(R)	1.63
The Unauthorised History Of(R)	1.13	Māori	33.38
Drama/Comedy	5.00	Marae	1.50
This is Not My Life	5.00	Te Karere	11.50
Entertainment	5.50	Te Karere (AM)	8.13
Annabel Langbein The Free Rang	1.50	Te Karere (R)	8.25
Auction House (R)	1.25	Waka Huia	4.00
Maggie's Gardens of The Wld(R)	0.38		
Qantas Film & Television Award	1.38		
The Last Laugh (R)	1.00		

News/Current Affairs	151.94	Documentaries	6.38
Best of Breakfast	2.00	Nought To Five(R)	3.75
Breakfast	50.63	The Truth Files(R)	2.63
Breakfast For Canterbury	2.50	Drama/Comedy	34.00
Close Up	11.00	Feed Back	2.50
NZI Business	11.00	Rain	1.50
NZI Business Weekend	2.00	Shortland Street	11.00
One News	30.00	Shortland Street (Midday)	11.00
ONE News 4:30	8.25	Shortland Street Omnibus	8.00
ONE News Midday	11.38	Entertainment	4.50
One News Special	9.88	Eating Media Lunch (R)	1.25
Sunday(AM)	0.99	Matthew And Marc's Rocky Road{	0.75
Sunday(PM)	1.32	Moon Television	2.50
Tonight	11.00	Information	12.88
Sports	11.13	Just the Job	0.38
Carters Match Fishing League	1.00	Motorway Patrol	2.50
Intl Netball	2.75	Police Ten 7	2.63
Intl Netball Post Game	0.38	Police Ten 7(R)	2.38
Intl Netball Pre Game	0.75	SCU:Serious Crash Unit (R)	1.50
Match Fishing League	0.50	Treasure Island Pirates of the	3.50
Skoda Game On	4.00	Māori	15.00
Skoda Game On Extra Time	1.75	I Am TV	3.63
TV2	117.10	I Am TV (R)	3.13
Children's	41.88	Korero Mai	8.25
Cool Kids Cooking	0.50	News/Current Affairs	2.48
Jandals Away (R)	1.50	20/20	1.32
Let's Get Inventin (R)	7.88	20/20(R)	1.16
Studio 2	8.75	TV3	155.05
The Erin Simpson Show	11.00	Children's	11.75
The Go Show (R)	3.00	Sticky TV	11.75
The Wot Wots (R)	3.25		
WNTV	6.00		

Documentaries	4.00	News/Current Affairs	87.30
Inside New Zealand (R)	4.00	3 News	30.88
Drama/Comedy	5.00	3 News at 12	11.00
Best of the Billy T's	0.50	3 News Special	0.25
Comedy Divas	0.50	60 Minutes	3.30
Outrageous Fortune	4.00	Campbell Live	11.00
Entertainment	2.50	Campbell Live (R)	11.00
7 Days	1.50	Nightline	11.00
Aotearoha	1.00	The Nation	4.88
Information	28.38	The Nation(R)	4.00
Carters Gone Fishin'	2.00	Sports	13.50
Destiny Television	2.50	Gillette Motorsport	1.00
Impact for Life	4.00	HSBC Golf Club	2.50
New Zealand's Next Top Model	4.00	Outdoors With Geoff (R)	2.50
Pacific Beat St	1.50	Sports Tonight	5.50
Reel Late With Kate	2.00	The ITM Fishing Show	2.00
Reel Late With Kate (R)	1.88	PRIME	85.00
Road Cops	2.00	Documentaries	3.00
Target(Doco)	2.00	Rivers	3.00
Target(Doco) (R)	2.00	Information	7.50
The Secret Lives of Dancers	2.00	City Impact Church	1.00
The Secret Lives of Dancers (R)	2.00	Destiny Television	2.00
World Kitchen	0.50	Impact for Life	2.50
Māori	2.63	Running with Fire	2.00
Pukana	2.63	News/Current Affairs	17.25
		Prime News Special	2.25
		Prime News(NZ)	15.00

Sports	57.25	Documentaries	29.15
Freeze TV (NZ)	1.50	Hunting Aotearoa	1.00
ITM Cup Rugby	5.88	Hunting Aotearoa (R)	1.50
ITM Cup Rugby Replay	1.88	Indigenous Insight	0.40
Mainfreight Rugby H/L	2.00	Iti Pounamu (R)	0.50
NRL (NZ)	1.88	Kaitiaki	2.00
Prime Rugby	8.00	Kowhao Rau	2.00
Sport Box	6.25	Nga Rokiroki o Te Arawa (R)	2.00
The Crowd Goes Wild	11.00	NZ Documentary - Chris Bailey	1.00
The Crowd Goes Wild (R)	9.88	NZ Documentary - Polynesian Pa	1.00
The Crowd Goes Wild(AM)	9.00	NZ Documentary I Am The River	1.00
MĀORI TV	206.90	NZ Documentary Lines In The Sa	1.00
Children's	19.25	Tangaroa With Pio(R)	2.50
Miharo (R)	11.00	The Black Olive	0.25
Nga Kararehe Toa	0.13	The Nutters Club	2.00
Nga Kararehe Toa(R)	2.63	Unsung Heroes of Māori Music	2.00
Pukana	4.00	Waka Huia	5.00
Pukoro (R)	1.50	Warrant of Fitness	2.00
		Wero	2.00
		Drama/Comedy	2.75
		Sunday Shorts	0.38
		Sunday Shorts (R)	0.38
		The Trophy	0.13
		Her Majesty (R)	1.88

Entertainment	21.13	News/Current Affairs	38.00
He Matapihi	0.13	Native Affairs	4.00
Homai Te Pakipaki	4.50	Native Affairs (R)	4.00
Homai te Pakipaki (R)	4.50	Te Kaea	15.00
Homai Te Pakipaki Special	1.50	Te Kaea (R)	15.00
Homai Te Pakipaki Special (R)	1.50	Sports	
It's In the Bag	2.00	Boil Up	2.50
Pukana Ka Pao	2.50	Fox Memorial Shield (R)	7.75
Saturday Feature Waiata Māori	1.50	Mainfreight Rugby H/L	2.00
Tautohetohe	3.00	Māori Touch Nationals	0.50
Waiata Mai	0.00	Te Po Mekemeke	3.00
Information	62.00	Te Po Mekemeke (R)	0.50
411 TV Show	1.00	Toi Whakaari	11.00
411 TV Show (R)	2.00	Whakatane Touch Classic (R)	7.38
Autaia	2.50	C4	80.25
Haa	11.00	Entertainment	75.25
Hyundai Code	5.00	HomeGrown(Thu)	5.00
Hyundai Code(R)	3.88	HomeGrown(Tue)	3.38
Ka Life	2.00	The Official NZ Top 40 Music	1.20
Kete Aronui	1.00	The Official NZ Top 40 Music	1.93
Manu Korero	2.00	Music Video Allocation	60.00
Maramataka-Once Were Gardeners	2.00	What's the Theme	3.75
Nga Taonga Whitiāhua	2.50	Information	5.00
Tao	2.00	New Zealand's Next Top Model	5.00
Tatai Hono	1.00	SEPTEMBER GRAND TOTAL	962.74
The Papa Ruru Show	1.00		
Toku Reo	11.00		
Toku Reo(R)	11.00		
Tu Te Puehu	1.13		

OCTOBER	TOTAL HOURS	Entertainment	9.63
TV ONE	304.43	Annabel Langbein The Free Rang	2.50
Documentaries	22.50	Auction House (R)	1.00
A Thousand Words (R)	0.50	Fair Go Ad Awards (R)	1.00
Are You My Tribe	2.00	Fair Go Ad Awards 2010	1.00
Attitude	2.50	Maggie's Gardens of The Wld(R)	0.50
Best of Border Patrol	0.50	This is Your Life	1.63
Eating In (R)	0.38	Westfield Style Pacifika	1.00
Fair Go	1.00	Young Farmer Contest 2010 (R)	1.00
Fair Go (R)	1.50	Information	90.88
Indoor Escapes (R)	0.25	Asia Downunder	2.00
Mercury Falling (R)	0.88	Going Going Gone(R)	1.50
National Bank Country Calen(R)	2.50	Good Morning	63.00
Outdoor Escapes	0.13	How Clean is Your House? (R)	1.50
Real Crime	3.88	Line of Fire (R)	2.00
Rural Delivery	1.00	Location Location Location(R)	2.50
Search & Rescue (R)	1.50	Maggie's Garden Show(AM)	0.13
Teen Sex (R)	0.88	Mucking In (R)	1.88
The Dagg Sea Scrolls (R)	1.00	New Zealand on a Plate	2.00
The Mighty Moa (R)	0.88	Piha Rescue(R)	0.50
The Unauthorised History Of(R)	0.38	Praise Be	0.50
Trouble with Words (R)	0.88	Praise Be (R)	2.00
Drama/Comedy	2.00	Q+A	5.00
This is Not My Life	2.00	Real Escapes(R)	0.50
		Save Our Home (R)	0.50
		Situation Critical	0.50
		Tagata Pasifika	2.13
		Tagata Pasifika(R)	2.25
		Would Like To Work	0.50

Māori	34.63	TV2	102.35
Marae	0.50	Children's	29.63
Marae Investigates	2.00	Cool Kids Cooking	0.25
Te Karere	10.50	Cool Kids Cooking (R)	0.38
Te Karere (AM)	8.38	Jandals Away (R)	1.88
Te Karere (R)	8.25	Let's Get Inventin (R)	5.63
Waka Huia	5.00	Studio 2	1.13
News/Current Affairs	134.80	The Adventures of Massey Fergu	0.38
Best of Breakfast	2.50	The Erin Simpson Show	0.50
Breakfast	47.38	The Go Show (R)	7.13
Close Up	10.50	The Go Show Weekend	0.38
NZI Business	10.00	The Wot Wots (R)	2.00
NZI Business Weekend	2.50	WNTV	10.00
One News	31.00	Children's Drama	9.75
ONE News 4:30	7.50	Amazing Extraordinary Friends	9.75
ONE News Midday	10.00	Documentaries	1.25
Sunday(AM)	1.28	Neighbours At War (R)	0.88
Sunday(PM)	1.65	Wayne Anderson Singer of Songs	0.38
Tonight	10.50	Drama/Comedy	33.00
Sports	10.00	Feed Back	0.50
Carters Match Fishing League	2.50	Shortland Street	10.50
Skoda Game On	2.50	Shortland Street (Midday)	10.50
Skoda Game On Extra Time	5.00	Shortland Street Omnibus	10.00
		The Laughing Samoans	1.50
		Entertainment	5.38
		Eating Media Lunch (R)	1.00
		Matthew And Marc's Rocky Road{	1.50
		Moon Television	2.00
		Raze The Roof (R)	0.88

Information	12.13	Entertainment	14.13
Crash Course	0.50	7 Days	2.50
Fighting Fat (R)	0.75	Band Together	7.50
Motorway Patrol	1.00	Vodafone NZ Music Awards	2.13
Motorway Patrol (R)	1.00	WANNA-BEn	2.00
Police Ten 7	1.50	Information	25.50
Police Ten 7(R)	1.50	Carters Gone Fishin'	1.50
Remarkable Vets (R)	0.38	Destiny Television	2.00
SCU:Serious Crash Unit (R)	2.00	Impact for Life	4.50
Ten 7 Crime Investigation(R)	0.50	New Zealand's Next Top Model	5.00
Treasure Island Pirates of the	3.00	Pacific Beat St	1.50
Māori	9.00	Reel Late With Kate	2.50
I Am TV	4.63	Reel Late With Kate (R)	2.50
I Am TV (R)	4.00	Road Cops	1.50
Korero Mai	0.38	Target(Doco)	1.50
News/Current Affairs	2.23	Target(Doco) (R)	0.50
20/20	1.32	The Kitchen Job	1.00
20/20(R)	0.91	The Secret Lives of Dancers	1.50
TV3	161.39	Māori	4.38
Children's	13.13	Pukana	4.38
Sticky TV	13.13	News/Current Affairs	82.52
Documentaries	1.00	3 News	29.75
The Hamilton Jet Trans Sib	1.00	3 News at 12	10.00
Drama/Comedy	6.00	60 Minutes	2.64
Eruption	2.00	Campbell Live	10.00
Outrageous Fortune	4.00	Campbell Live (R)	10.00
		Nightline	10.00
		The Nation	5.00
		The Nation(R)	5.13

Sports	14.75	Sports	267.38
3 Sport	0.50	Angling Adventures	1.00
Gillette Motorsport	2.75	Freeze TV (NZ)	1.50
HSBC Golf Club	2.00	Intl Rugby League	6.00
Outdoors With Geoff (R)	2.00	ITM Cup Rugby	7.88
Push Play	1.00	ITM Cup Rugby Highlights	2.00
Sports Tonight	5.00	ITM Cup Rugby Replay	2.00
The ITM Fishing Show	1.50	Mainfreight Rugby H/L	4.00
PRIME	291.25	Prime Rugby	4.00
Documentaries	2.00	Sport Box	6.38
Rivers	2.00	The Crowd Goes Wild	9.63
Information	11.88	The Crowd Goes Wild (R)	6.88
City Impact Church	1.00	The Crowd Goes Wild(AM)	3.50
Danger Beach: Muriwai	0.50	ComGames	160.25
Danger Beach: Muriwai (R)	1.50	ComGames Highlights	36.25
Destiny Television	2.50	ComGames Closing	6.13
House of the Year	0.88	ComGames (R)	2.50
Impact for Life	3.00	ComGames Preview	1.00
Running with Fire	2.50	ComGames Opening	6.50
News/Current Affairs	10.00	MĀORI TV	224.88
Prime News(NZ)	10.00	Children's	24.00
		Jane and the Dragon (R)	7.00
		Miharo (R)	10.50
		Nga Kararehe Toa	0.13
		Nga Kararehe Toa(R)	2.38
		Pukana	4.00

Documentaries	35.13	Entertainment	27.88
Hauora A Iwi Whanganui	2.00	Bring It On (R)	1.50
He Whare Pakihi	1.50	Hip Hop Central (R)	2.50
Hunting Aotearoa (R)	2.00	Homai Te Pakipaki	4.88
Kaitiaki	2.50	Homai te Pakipaki (R)	5.00
Mahinga Kai	0.50	Homai Te Pakipaki Special (R)	0.50
Nga Rokiroki o Te Arawa	2.00	It's In the Bag	2.50
Nga Rokiroki o Te Arawa (R)	0.50	Marae DIY	2.00
Nga Waiata O Te Iwi (R)	1.50	Pukana Ka Pao	2.00
Sunday Feature: Tama Ma- A Life of Dance	1.38	Tautohetohe	4.00
Tangaroa With Pio(R)	2.00	The 3rd Half	3.00
Te Aoturoa:Nature Shorts	0.00	Waiata Mai	0.00
Te Tepu	1.50	Information	55.00
The Black Olive	0.25	411 TV Show (R)	2.50
The New Zealand Wars (R)	5.00	Autaia	2.00
The Nutters Club	2.00	Haa	10.50
Unsung Heroes of Māori Music	2.50	Hyundai Code	1.00
Wairua	2.00	Hyundai Code(R)	2.00
Waka Huia	4.00	Ka Life	2.50
Wero	2.00	Kete Aronui	2.50
Drama/Comedy	0.75	Maramataka-Once Were Gardeners	2.00
Sunday Shorts	0.50	O Whakaaro?	1.50
Sunday Shorts (R)	0.25	Tao	2.50
		The Papa Ruru Show	2.50
		Tirohia	1.50
		Toku Reo	10.50
		Toku Reo(R)	10.50
		Whakaratonga Iwi	1.00
		News/Current Affairs	40.00
		Native Affairs	4.00
		Native Affairs (R)	5.00
		Te Kaea	15.50
		Te Kaea (R)	15.50

		NOVEMBER	TOTAL HOURS
Sports	42.13		
Boil Up	0.50		
Fox Memorial Shield (R)	8.00	TV ONE	308.31
Hopuhopu Touch Tournament	1.88	Documentaries	16.75
Hopuhopu Touch Tournament (R)	1.88	Attitude	1.50
Mainfreight Rugby H/L	4.00	Haunted (R)	1.00
Māori Touch Nationals	2.00	Intrepid Journeys(R)	3.88
Māori Touch Nationals (R)	2.88	Join Together (R)	1.25
MT Maunganui Touch Invitationa	1.50	National Bank Country Calen(R)	2.00
Rugby League	1.63	Nobody's Heroes (R)	1.25
Rugby League Replay	1.38	Outdoor Escapes	0.13
Te Po Mekemeke	2.00	Real Life Alone Against The Ta	1.00
Te Po Mekemeke (R)	2.00	Search & Rescue (R)	2.00
Toi Whakaari	10.50	Sunday Theatre Topp Twins	1.75
Whakatane Touch Classic (R)	2.00	The Girl Who Didn't Grow (R)	1.00
C4	84.58	Drama/Comedy	1.63
Entertainment	80.08	Sunday Theatre Spies and Lies	1.63
HomeGrown(Thu)	4.00	Entertainment	2.63
HomeGrown(Tue)	3.63	Annabel Langbein The Free (R)	0.50
Making Tracks	0.50	Annabel Langbein The Free Rang	1.50
Music Video Allocation	62.00	Maggie's Gardens of The Wld(R)	0.63
Smokefree Rockquest 2010	1.88		
The Official NZ Top 40 Music	1.00		
The Official NZ Top 40 Music {	2.33		
Vodafone NZ Music Awards	2.25		
Vodafone NZ Music Awards:Presh	0.50		
WANNA-BEn (R)	2.00		
Information	4.50		
New Zealand's Next Top Model {	4.00		
Wingin' it	0.50		
OCTOBER GRAND TOTAL	1168.87		

Information	96.25	News/Current Affairs	148.94
Asia Downunder	2.00	Best of Breakfast	1.50
Eating In	0.13	Breakfast	52.50
Going Going Gone(R)	1.88	Close Up	11.00
Good Morning	62.88	NZI Business	11.00
Hotel S.O.S.	1.00	NZI Business Weekend	1.38
How Clean is Your House? (R)	2.00	One News	32.75
Jim's Car Show(R)	0.50	ONE News 4:30	8.38
Line of Fire (R)	1.00	ONE News Midday	11.00
Location Location Location(R)	2.00	One News Special	6.13
Maggie's Garden Show (R)	0.50	Sunday(AM)	0.99
Mucking In (R)	1.50	Sunday(PM)	1.32
New Zealand on a Plate	2.00	Tonight	11.00
NZ Detectives	3.00	Sports	8.50
Praise Be	1.50	Carters Match Fishing League	2.00
Property Climbers	0.38	Skoda Game On	6.50
Q+A	4.00	TV2	97.69
Save Our Home (R)	2.00	Children's	16.63
Situation Critical	1.50	Cool Kids Cooking (R)	0.25
Tagata Pasifika	2.13	Jandals Away (R)	0.38
Tagata Pasifika(R)	1.88	The Adventures of Massey Fergu	0.50
The Investigator (R)	1.00	The Go Show (R)	11.25
Would Like To Work	1.50	WNTV	4.00
Māori	33.63	Zip and Mac(R)	0.25
Marae Investigates	2.00	Children's Drama	10.00
Te Karere	11.75	Amazing Extraordinary Friends	9.25
Te Karere (AM)	7.50	The Killian Curse (R)	0.75
Te Karere (R)	8.38		
Waka Huia	4.00		

Documentaries	0.38	TV3	158.64
Mob Daughters (R)	0.38	Children's	13.13
Drama/Comedy	34.00	Sticky TV	13.13
A Night At The Classic	2.00	Documentaries	1.00
Shortland Street	11.00	Are Vitamins Killing You? (R)	1.00
Shortland Street (Midday)	11.00	Drama/Comedy	4.13
Shortland Street Omnibus	8.00	Out of The Blue	2.13
The Laughing Samoans	2.00	Outrageous Fortune	2.00
Entertainment	5.13	Entertainment	4.13
Cadbury Crunchie Comedy Gala (2.00	7 Days	1.63
Eating Media Lunch (R)	1.25	Aotearoha (R)	1.00
Matthew And Marc's Rocky Road(1.88	WANNA-BEn	1.50
Information	22.25	Information	20.00
Crash Course	2.00	Carters Gone Fishin'	1.50
Even My Pet's a Porker (R)	3.00	Carters Gone Fishin' (R)	1.50
Fighting Fat (R)	2.63	Destiny Television	2.00
Hip Hop High	1.50	Impact for Life	4.50
Motorway Patrol (R)	2.00	Pacific Beat St	1.50
Remarkable Vets	1.88	Reel Late With Kate	2.00
Remarkable Vets (R)	0.75	Reel Late With Kate (R)	1.50
Rescue 1 (R)	2.00	The Kitchen Job	5.00
Ten 7 Crime Investigation(R)	0.75	Wasted (R)	0.50
Trade Wars (R)	0.88	Māori	3.50
Treasure Island Pirates of the	4.88	Pukana	3.50
Māori	7.13		
I Am TV	4.75		
I Am TV (R)	2.38		
News/Current Affairs	2.19		
20/20	0.99		
20/20(R)	1.20		

News/Current Affairs	89.64	Sports	45.50
3 News	32.13	Black Magic Tackle Fishing NZ	0.50
3 News at 12	11.00	Fishing NZ	1.50
3 News Special	4.75	Intl Rugby League	2.00
60 Minutes	2.64	Intl Rugby League Pre Game	0.13
Campbell Live	10.88	ITM Cup Rugby	2.13
Campbell Live (R)	10.38	Mainfreight Rugby H/L	1.00
Nightline	11.00	Sport Box	6.50
The Nation	4.88	The Crowd Goes Wild	10.50
The Nation(R)	2.00	The Crowd Goes Wild (R)	10.25
Sports	23.13	The Crowd Goes Wild(AM)	11.00
3 Sport	1.00	MĀORI TV	220.75
Gillette Motorsport	7.25	Children's	32.88
HSBC Golf Club	2.00	Jane and the Dragon (R)	3.25
Outdoors With Geoff (R)	0.50	Korero Ki Nga Karerehe	2.50
Push Play	1.88	Korero ki nga Karerehe (R)	7.50
Sports Tonight	5.50	Miharo	11.00
The ITM Fishing Media Awards	2.63	Nga Kararehe Toa(R)	2.63
The ITM Fishing Show	1.50	Pukana	5.00
Emirates Melbourne Cup	0.88	Pukoro (R)	1.00
PRIME	72.88		
Information	11.00		
City Impact Church	2.00		
Danger Beach: Muriwai (R)	0.50		
Destiny Television	2.00		
Get Growing with New Zealand G	1.50		
Impact for Life	2.00		
Peta Unplugged in Tahiti	1.00		
Running with Fire	2.00		
News/Current Affairs	16.38		
Prime News Special	0.13		
Prime News(NZ)	16.25		

Documentaries	33.25	Information	57.88
Hauora A Iwi Whanganui	2.50	411 TV Show (R)	2.00
He Whare Pakihi	2.00	Autaia	1.88
Hunting Aotearoa (R)	2.00	Haa	11.00
Iti Pounamu (R)	0.50	Ka Life	2.00
Kowhao Rau (R)	1.00	Kai Time On the Road	2.00
Nga Rokiroki o Te Arawa	2.00	Kete Aronui	2.00
Nga Waiata O Te Iwi (R)	1.00	Mahinga Kai	2.00
Tamariki Ora: A New Beginning	3.13	O Whakaaro?	2.00
Tangaroa With Pio(R)	2.00	Tagata Pasifika	1.00
Te Aoturoa:Nature Shorts	0.13	Tao	2.00
Te Tepu	2.50	The Papa Ruru Show	2.00
The Nutters Club	1.50	Tirohia	2.00
Unsung Heroes of Māori Music	2.00	Toku Reo	3.50
Wairua	2.00	Toku Reo(R)	18.50
Waka Huia	4.00	Whakaratonga Iwi	2.00
Warrant Of Fitness(R)	1.00	Whatukura	2.00
Wero	1.00	News/Current Affairs	39.00
NZ Documentary - Powhiri Welco	1.00	Native Affairs	5.00
NZ Documentary - Bring Back Bu	1.00	Native Affairs (R)	4.00
NZ Documentary - Black Shears	1.00	Te Kaea	14.50
Drama/Comedy	0.63	Te Kaea (R)	15.50
Sunday Shorts	0.13		
The Laughing Samoans	0.50		
Entertainment	18.50		
Bring It On (R)	1.00		
Hip Hop Central (R)	2.00		
Marae DIY	4.00		
Pukana Ka Pao	2.00		
Tautohetohe	4.00		
The 3rd Half	4.00		
Waiata Mai	0.00		
Waiata Māori Music Awards (R)	1.50		

		DECEMBER	TOTAL HOURS
Sports	38.63		
Beach Volleyball	1.00		
Fox Memorial Shield (R)	7.88		
Mainfreight Rugby H/L	3.75		
Māori Touch Nationals	1.00		
Māori Touch Nationals (R)	3.50		
MT Maunganui Touch Inv H/L	0.50		
MT Maunganui Touch Invitationa	1.50		
Te Po Mekemeke	2.00		
Te Po Mekemeke (R)	2.00		
Toi Whakaari	11.00		
Waka Ama National Sprint Champ	4.50		
C4	82.48		
Entertainment	79.10		
GT Academy	1.50		
HomeGrown(Thu)	4.00		
HomeGrown(Tue)	4.50		
Making Tracks	2.50		
Music Video Allocation	60.00		
Smokefree Rockquest 2010	1.00		
The Best of The Jono Project	0.38		
The Official NZ Top 40 Music	0.80		
The Official NZ Top 40 Music (2.93		
WANNA-BEn (R)	1.50		
Information	3.38		
New Zealand's Next Top Model (1.00		
Wingin' it	2.38		
NOVEMBER GRAND TOTAL	940.74		
		DECEMBER	TOTAL HOURS
		TV ONE	233.45
		Documentaries	13.88
		Animal House(R)NZ	0.50
		Attitude	1.00
		Attitude (R)	0.50
		Daughters of The Pacific (R)	1.00
		Family Ties (R)	0.88
		Here To Stay	0.88
		Here To Stay (R)	2.25
		How The Other Half Lives	1.00
		Intrepid Journeys(R)	4.00
		National Bank Country Calen(R)	1.50
		Outdoor Escapes(R)	0.38
		Entertainment	18.25
		A Taste of Christmas (R)	0.50
		Annabel Langbein The Free Rang	0.50
		Artsville	3.00
		Attitude Awards	1.00
		Maggie's Gardens of The Wld(R)	0.38
		New Zealand Variety Show	2.00
		One's Countdown To New Year	2.63
		Stars in Their Eyes NZ (R)	8.25

Information	58.13	Māori	34.63
A Festival Of Nine Lessons & C	1.00	Marae Investigates	1.00
A Festival of Nine Lessons (R)	1.00	Marae Summer Season	1.00
A Taste Of Home (R)	3.50	Te Karere	11.38
Asia Downunder	1.50	Te Karere (AM)	8.63
Asia Downunder(R)	0.50	Te Karere (R)	8.63
Going Going Gone(R)	1.25	Waka Huia	4.00
Good Morning	24.00	News/Current Affairs	99.58
Great Escapes	0.25	Best of Breakfast	1.50
Hotel S.O.S.	3.00	Breakfast	30.75
House and Garden Extra (R)	0.25	Close Up	6.50
How Clean is Your House? (R)	1.50	NZI Business	6.50
Location Location Location(R)	1.50	NZI Business Weekend	1.50
Maggie's Garden Show (R)	0.25	One News	31.00
Maggie's Garden Show(AM)	0.25	ONE News 4:30	4.88
Mind Games (R)	1.50	ONE News Midday	6.50
Mucking In (R)	1.88	Pike River Official Rememb.Ser	1.50
New Zealand on a Plate	1.00	Sunday(AM)	0.50
NZ House & Garden (R)	0.25	Sunday(PM)	0.33
NZ House & Garden Extra (R)	0.13	Tonight	8.13
Piha Rescue(R)	1.50	Sports	9.00
Praise Be	2.50	Skoda Game On	9.00
Q+A	0.50		
Save Our Home (R)	1.50		
Tagata Pasifika	2.50		
Tagata Pasifika(R)	1.63		
Taste New Zealand(R)	1.50		
The Investigator (R)	2.00		

TV2	76.79	Entertainment	6.13
Children's	20.88	Comedy Christmas Cracker	2.00
Cool Kids Cooking	0.13	Comedy Christmas Cracker (R)	1.63
Let's Get Inventin	0.38	Eating Media Lunch (R)	0.38
The Adventures of Massey Fergu	0.88	Farmers Santa Parade 75th Anni	0.38
The Go Show (R)	10.13	Matthew And Marc's Rocky Road{	1.75
The Go Show Weekend	0.75	Information	12.25
What Now Christmas Special	3.88	Crash Course	1.50
WNTV	2.00	Culture Shock (R)	0.88
Zip and Mac(R)	2.75	Hip Hop High	1.50
Children's Drama	0.75	Motorway Patrol (R)	1.50
The Killian Curse (R)	0.38	Rescue 1 (R)	2.00
The Killian Curse 2 (R)	0.38	Trade Wars (R)	1.25
Documentaries	9.88	Treasure Island: Couples at Wa	3.63
Police (R)	4.50	Māori	3.63
The Filth Files (R)	5.38	I Am TV	2.00
Drama/Comedy	23.00	I Am TV (R)	1.63
A Night At The Classic	1.00	News/Current Affairs	0.29
Rural Drift	0.50	20/20 Special Edition (R)	0.29
Shortland Street	6.50	TV3	137.77
Shortland Street (Midday)	6.50	Children's	11.50
Shortland Street Omnibus	6.00	Sticky TV	11.50
The Great Kiwi Christmas Comed	2.00	Documentaries	1.00
The Laughing Samoans	0.50	The \$181 Dream	1.00
		Drama/Comedy	3.00
		The Jaquie Brown Diaries	1.00
		The Jaquie Brown Diaries (R)	2.00

Entertainment	11.88	Sports	14.88
7 Days	2.50	Gillette Motorsport	6.63
Aotearoha	2.50	HSBC Golf Club	1.00
Band Together	0.75	Push Play (R)	1.50
Coca Cola Christmas in Park	2.00	Sports Tonight	4.25
Coca Cola Christmas In The Par	1.50	The ITM Fishing Show	1.50
Smokefree Rockquest 2010 (R)	1.13	PRIME	78.88
WANNA-BEn	1.50	Drama/Comedy	2.00
Information	26.00	Second Hand Wedding	2.00
Carters Gone Fishin'	1.50	Entertainment	1.88
Carters Gone Fishin' (R)	2.00	Montana World Of Wearable (R)	0.88
Destiny Television	2.50	Montana World Of WearableArt A	1.00
Impact for Life	4.50	Information	11.00
Nestle NZ's Hottest Home B(R)	5.00	Danger Beach: Muriwai (R)	1.00
Pacific Beat St	1.50	Destiny Television	2.00
Reel Late With Kate	1.00	Get Growing with New Zealand G	1.00
Reel Late With Kate (R)	1.50	Girl Racers	1.00
The Kitchen Job	4.00	Impact for Life	4.00
World Kitchen (R)	2.50	Running with Fire	2.00
Māori	3.75	News/Current Affairs	28.13
Pukana	3.75	Pike River Official Rememb.Ser	1.63
News/Current Affairs	65.77	Prime Evening News	13.00
3 News	31.00	Prime Evening News (7pm)	10.00
3 News at 12	9.00	Prime News Special	1.00
60 Minutes	2.64	Prime News(NZ)	2.50
Campbell Live	6.50	Sports	35.88
Campbell Live (R)	6.50	Black Magic Tackle Fishing NZ	1.50
Nightline	8.50	Intl Cricket 20/20 H/L	1.50
Pike River Official Rememb.Ser	1.63	Sport Box	5.25
		The Crowd Goes Wild	6.50
		The Crowd Goes Wild (R)	9.63
		The Crowd Goes Wild(AM)	11.50

MĀORI TV	228.00	Drama/Comedy	3.25
Children's	29.50	Sunday Shorts	0.75
Miharo	4.00	The Laughing Samoans	2.50
Miharo (R)	7.50	Entertainment	22.88
Nga Kararehe Toa	2.25	Billy T James Special	0.88
Nga Kararehe Toa(R)	0.25	Hip Hop Central (R)	2.00
Pukana	4.00	Māorioke (R)	4.00
Pukoro (R)	11.50	Marae DIY	1.00
Documentaries	34.00	Pukana Ka Pao	2.50
E Tu Kahikatea (R)	0.50	Saturday Feature Māori Sports	2.00
Hauora A Iwi Whanganui	2.00	Saturday Feature Waiata Māori	1.50
He Whare Pakihi	2.00	Tautohetohe	4.00
Hunting Aotearoa	0.50	The 3rd Half	5.00
Hunting Aotearoa (R)	2.00	Waiata Mai	0.00
Kowhao Rau (R)	4.00		
Nga Rokiroki o Te Arawa	2.00		
Nga Waiata O Te Iwi (R)	1.00		
Ngati Tumatauenga (R)	1.00		
NZ Documentary - A Killer Lega	1.00		
NZ Documentary (R) A Band of M	1.00		
NZ Documentary Relocated Mount	1.00		
Tangaroa With Pio	0.50		
Tangaroa With Pio(R)	2.00		
Te Aoturoa:Nature Shorts	0.00		
Te Haukainga(R)	0.50		
Te Tepu	2.00		
Wairua	2.50		
Waka Huia	5.00		
Warrant Of Fitness(R)	2.00		
Wero (R)	1.50		

Information	61.00	C4	80.98
411 TV Show (R)	0.50	Documentaries	0.88
Autaia	1.00	Rocked the Nation 2 (R)	0.88
Autaia (R)	1.50	Entertainment	80.10
Haa	11.50	GT Academy	2.00
Ka Life	2.00	HomeGrown(Thu)	4.75
Kai Time On the Road	2.00	HomeGrown(Tue)	4.00
Kete Aronui	1.00	Making Tracks	1.00
Kia Ora Hola (R)	2.50	Music Video Allocation	62.00
Mahinga Kai	2.00	The Best of The Jono Project	1.50
Meke My Waka (R)	0.50	The Official NZ Top 40 Music	0.40
O Whakaaro?	2.00	The Official NZ Top 40 Music (1.20
Tagata Pasifika	1.50	Vodafone NZ Music Awards 2010	1.75
Tao	1.00	WANNA-BEn (R)	1.50
Tao (R)	1.50	DECEMBER GRAND TOTAL	835.85
The Papa Ruru Show	1.00		
Tirohia	2.00		
Toku Reo(R)	23.00		
Whakaratonga Iwi	2.50		
Whatukura	2.00		
News/Current Affairs	39.00		
Native Affairs	4.00		
Native Affairs (R)	4.00		
Te Kaea	15.50		
Te Kaea (R)	15.50		
Sports	38.38		
Beach Volleyball	1.50		
Fox Memorial Shield (R)	8.00		
MT Maunganui Touch Invitationa	3.50		
Ngati NRL (R)	1.50		
Te Po Mekemeke	2.50		
Toi Whakaari	11.50		
Waka Ama National Sprint Champ	9.88		